

Storage Depot 2015

SOLUTIONS FOR Office, Workplace, Workshop and Warehouse



Storage Designs

New Products for this year...

NEW



Laminate Lockers

See page 14



Kanban Units

See page 35



Longspan Garment Racking

See page 57



EXPRESS DELIVERY

Need to resolve a storage problem in a hurry, then our **EXPRESS DELIVERY** range is the answer! All the featured products are on a 3-5 day delivery for a quick turnaround. Delivery and quantity restrictions apply*



Steel Lockers

See page 5



Cube Lockers

See page 7



Hazardous Substance Cupboards

See page 24



Just Standard Duty Shelving

See page 33



Just Heavy Duty Shelving

See page 34



Stormor Mono Shelving

See page 45



Stormor Solo Shelving

See page 46



Longspan Shelving

See page 58

* Deliveries to UK MAINLAND ONLY with the following post code exceptions: - KW, ZE, ,HS, IV, AB, DD, PH, PA,KA, BT, IM,TR, JE and GY. Quantity restrictions apply. Contact us for availability.



Call us now for a no obligation quote to solve your storage and handling needs



Choice of Locks

We are continually developing our locking systems to ensure the security our lockers provide is second to none. Choose from a range of lock options which suit various user flows from single or multi-user to keyless operation. As standard our lockers are fitted with a camlock, but can be supplied with factory fitted combination, digital or coin key/return locks.



Manufactured in the UK

The majority of products featured in this catalogue are manufactured in the UK at factories operating ISO9001:2008, ISO14001:2004 and BS OHSAS 18001:2007 Quality Management Systems. This ensures you receive quality products and the highest level of service.



FREE Site Survey & Design

We will provide initial design proposals, free of charge. For any installation a site survey ensures that we fully understand your requirements and assess whether your site can safely accommodate the proposed storage requirement.



FREE Delivery within UK mainland*

FREE DELIVERY TO THE UK MAINLAND* for that quick turnaround.

EXPRESS DELIVERY TO THE UK MAINLAND* Popular products are available on a 3-5 day FREE DELIVERY Quantity and postcode restrictions apply*



Installation Service Available

We have a network of installation teams situated throughout the UK and provide our clients with prompt installation of all our products to ensure minimal disruption to the day to day output of your business. We deliver the right storage solution for your business.



Rack Inspection & Repair Service

However careful you are using your storage scheme, damage will occur from time to time. Left undetected such damage can result in serious injury and unlimited consequences. We are well qualified to report on the integrity of installed storage systems and give advice on best practice and damage avoidance. We provide you with a full report detailing any damage and grade it using a simple red, amber, green system to signify severity.



Biocote® is a silver based antimicrobial technology which is proven in field tests to reduce the levels of harmful bacteria such as e-coli, MRSA and Salmonella, on contact surfaces by up to 99.9%. Biocote® therefore plays a key role in the fight against bacterial cross contamination.

LOCKERS & CUPBOARDS
Pages 4-23

WORKSHOP EQUIPMENT
Pages 24-29

INDUSTRIAL SHELVING
Pages 30-35

SMALL PARTS STORAGE
Pages 36-39

CONSTRUCTION SYSTEMS
Pages 40-41

SHELVING SOLUTIONS
Pages 42-57

PALLET RACKING & WAREHOUSING
Pages 58-69

Design & Installation Services

We have a network of installation teams situated throughout the UK and provide our clients with prompt installation of our pallet racking systems to ensure minimal disruption to the day to day output of your business.

Whatever the project size we have the expertise, knowledge and products to ensure that you

get the best solution. From changing rooms to engineering stores, medical archives to warehouses, we can ensure safe working practice in all areas of project fulfilment.

We deliver the right storage solution for your business.

See p21 for further details.





3 standard sizes.
Call us for other sizes!

Colour Options >>>

Please specify door colour when ordering by adding the colour code below. Body Colour is RAL 7035. Colours with BioCote® as standard.

Body Colour

Light Grey
RAL 7035 - GU

Door Colours

Light Grey
RAL 7035 - GU

Blue
RAL 5002 - CF

Red
RAL 3020 - RD

Green
RAL 6001 - PD

Dark Grey
BS 00A11 - HY

Yellow
RAL 1003 - YD

Burgundy
RAL 3002 - RM

OVERALL DIMENSIONS H x W x D (mm)	NUMBER OF COMPARTMENTS	SINGLE LOCKER		NEST OF 2 LOCKERS		NEST OF 3 LOCKERS		PERFORATED DOOR (SINGLE)	
		REF	PRICE	REF	PRICE	REF	PRICE	REF	PRICE
1800 x 300 x 300	1	M3030/1	£76.00	M3030/1N2	£140.00	M3030/1N3	£205.00	M12211GU00A	£87.00
1800 x 300 x 300	2	M3030/2	£85.00	M3030/2N2	£159.00	M3030/2N3	£233.00	M12212GU00A	£96.00
1800 x 300 x 300	3	M3030/3	£103.00	M3030/3N2	£193.00	M3030/3N3	£284.00	M12213GU00A	£113.00
1800 x 300 x 300	4	M3030/4	£111.00	M3030/4N2	£210.00	M3030/4N3	£310.00	M12214GU00A	£122.00
1800 x 300 x 300	6	M3030/6	£135.00	M3030/6N2	£258.00	M3030/6N3	£381.00	M12216GU00A	£149.00
1800 x 300 x 450	1	M3045/1	£89.00	M3045/1N2	£162.00	M3045/1N3	£236.00	M12511GU00A	£100.00
1800 x 300 x 450	2	M3045/2	£98.00	M3045/2N2	£181.00	M3045/2N3	£264.00	M12512GU00A	£109.00
1800 x 300 x 450	3	M3045/3	£117.00	M3045/3N2	£217.00	M3045/3N3	£319.00	M12513GU00A	£127.00
1800 x 300 x 450	4	M3045/4	£126.00	M3045/4N2	£236.00	M3045/4N3	£346.00	M12514GU00A	£137.00
1800 x 300 x 450	6	M3045/6	£152.00	M3045/6N2	£286.00	M3045/6N3	£422.00	M12516GU00A	£166.00
1800 x 450 x 450	1	M4545/1	£109.00	M4545/1N2	£199.00	-	-	-	-
1800 x 450 x 450	2	M4545/2	£118.00	M4545/2N2	£218.00	-	-	-	-
1800 x 450 x 450	3	M4545/3	£138.00	M4545/3N2	£257.00	-	-	-	-
1800 x 450 x 450	4	M4545/4	£150.00	M4545/4N2	£280.00	-	-	-	-
1800 x 450 x 450	6	M4545/6	£178.00	M4545/6N2	£340.00	-	-	-	-



More lock options available - see p16

At a glance >>>

Standard Lockers

- Solid and perforated door lockers with improved security
- Rivetted/welded cold rolled mild steel construction
- Durable epoxy powder coated for a high quality chip-resistant finish
- Single door lockers fitted with hat shelf and double coat hook
- Rail as standard on 450mm deep 1 and 2 door lockers
- Door stiffeners for added strength and security
- Vents in top and bottom for improved air circulation
- Recessed camlock with plastic card holder
- Fitted with standard deadlock with 2 keys
- Other sizes available upon request



Choice of Locks



Manufactured in the UK



FREE Site Survey & Design



FREE Delivery within UK mainland*



Shelves have an extended lip to provide a division between doors, offering protection against doors being prised open.



The cam locks through the door into a slot in the frame to provide more rigidity and added security. **More lock options available - see p16.**



Reduces the levels of harmful bacteria such as e-coli, MRSA & Salmonella on contact surfaces up to 99.9%

Call for more info

HAVE YOU SEEN... ?

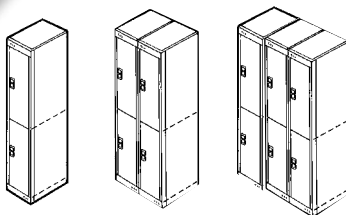
Sloping Tops

Prevents dust and debris accumulating, making cleaning easier.

See Page 16



Nesting Lockers



Single

Nest 2

Nest 3

Nesting Lockers are available in single units or nests of 2 or 3 lockers. This makes installation easier and quicker in larger applications.



Express Delivery >>>

Available in the colours below: Please specify door colour when ordering by adding the colour code below.

Light Grey RAL 7035 - GU Blue RAL 5002 - CF

Red RAL 3020 - RD

See inside front cover for ordering info <<<

Need lockers in a hurry?

Limited range of our standard lockers are available on a **3-5 day FREE DELIVERY** for that quick turnaround. Maximum of 5 lockers per order, postcode restrictions apply.

OVERALL DIMENSIONS H x W x D (mm)	NUMBER OF COMPARTMENTS	REF	PRICE
1800 x 300 x 300	1	Z12211-	£76.00
1800 x 300 x 300	2	Z12212-	£85.00
1800 x 300 x 300	3	Z12213-	£103.00
1800 x 300 x 300	4	Z12214-	£111.00
1800 x 300 x 300	6	Z12216-	£135.00
1800 x 300 x 450	1	Z12511-	£89.00
1800 x 300 x 450	2	Z12512-	£98.00
1800 x 300 x 450	3	Z12513-	£117.00
1800 x 300 x 450	4	Z12514-	£126.00
1800 x 300 x 450	6	Z12516-	£152.00

At a glance >>>

Half Height & Three Quarter Height Lockers

- With the same footprint as full height lockers these units are ideal for fitting into runs under windows or obstructions to maximise the usable space
- Also ideal for use in primary schools allowing easy access for school children



! DON'T FORGET
Specify your door colour when ordering!



Manufactured in the UK



FREE Site Survey & Design



FREE Delivery within UK mainland*



Rail and coat hook fitted to 450mm deep, hook only in 300mm Single Door lockers

2 keys supplied with each locker



Three Quarter Height Lockers: 1382mm high

BioCote® coated surfaces to reduce build up of bacteria



Half Height Lockers: 896mm high

Colour Options >>>

Please specify door colour when ordering by adding the colour code below. Body Colour is RAL 7035. Colours with BioCote® as standard.

Body Colour

Light Grey
RAL 7035 - GU

Door Colours

Light Grey RAL 7035 - GU	Blue RAL 5002 - CF	Red RAL 3020 - RD	Burgundy RAL 3002 - RM
Green RAL 6001 - PD	Dark Grey BS 00A11 - HY	Yellow RAL 1003 - YD	

OVERALL DIMENSIONS W x D (mm)	NUMBER OF CMPTS	HALF HEIGHT LOCKER - 896mm		3/4 HEIGHT LOCKER - 1382mm	
		REF	PRICE	REF	PRICE
300 x 300	1	MH2211GU-00	£61.00	MC2211GU-00	£72.00
300 x 300	2	MH2212GU-00	£68.00	MC2212GU-00	£88.00
300 x 300	3	MH2213GU-00	£82.00	MC2213GU-00	£94.00
300 x 450	1	MH2511GU-00	£71.00	MC2511GU-00	£81.00
300 x 450	2	MH2512GU-00	£79.00	MC2512GU-00	£95.00
300 x 450	3	MH2513GU-00	£94.00	MC2513GU-00	£107.00
450 x 450	1	MH5511GU-00	£87.00	MC5511GU-00	£99.00
450 x 450	2	MH5512GU-00	£95.00	MC5512GU-00	£109.00
450 x 450	3	MH5513GU-00	£111.00	MC5513GU-00	£128.00

Cube Lockers

- Ideal where space is limited
- Can be nested in any configuration
- Each locker supplied with 4 nesting bolts

 **Express Delivery >>>**

Need Cube Lockers in a hurry?

Limited range available with Light Grey or Blue doors on a **3-5 Day delivery**. Maximum of 10 lockers per order, postcode restrictions apply.

H x W x D (mm)	GREY REF	BLUE REF	PRICE
300 x 300 x 300	ZQU12	ZQU12CF	£38.00
450 x 450 x 450	ZQU18	ZQU18CF	£51.00



Use individually or bolt together

Configure your storage area by stacking and bolting multiple units together



Quarto Lockers

- Individual personal security in the workplace
- Can be used as 'stacked' units or to fill a space above standard lockers
- Units can be bolted together on the top



LOCKERS & CUPBOARDS

OVERALL DIMENSIONS H x W x D (mm)	CLEAR ACCESS WIDTH (mm)	REF	PRICE
300 x 300 x 300	250	CUB12	£38.00
380 x 380 x 380	330	CUB15	£51.00
450 x 450 x 450	400	CUB18	£61.00

OVERALL DIMENSIONS H x W x D (mm)	REF	PRICE
511 x 300 x 300	MQ3030	£38.00
511 x 300 x 450	MQ3045	£43.00

! DON'T FORGET
Specify your door colour when ordering!

Colour Options >>>

Please specify door colour when ordering by adding the colour code below. Body Colour is RAL 7035. Colours with BioCote® as standard.

Body Colour

Light Grey
RAL 7035 - GU

Door Colours

Light Grey
RAL 7035 - GU

Blue
RAL 5002 - CF

Red
RAL 3020 - RD

Green
RAL 6001 - PD

Dark Grey
BS 00A11 - HY

Yellow
RAL 1003 - YD

Burgundy
RAL 3002 - RM

See through lockers for easy inspection

HAVE YOU SEEN... ?

Locker Projects

See Page 20

Delivering quality changing rooms and personal storage solutions.



Reduces the levels of harmful bacteria such as e-coli, MRSA & Salmonella on contact surfaces up to 99.9%

Vision Panel Lockers

- Polyethylene panels maintain security whilst allowing contents to be viewed
- Choice of 3 depths and 5 door designs
- Rivetted / welded cold roll mild steel carcass
- Double coat hooks in two compartment lockers
- Recessed camlocks with plastic card holder

OVERALL DIMENSIONS W x D (mm)	NUMBER OF CMPTS	REF	PRICE
1800 x 300 x 300	2	I3030/2	£143.00
1800 x 300 x 300	3	I3030/3	£161.00
1800 x 300 x 300	4	I3030/4	£170.00
1800 x 300 x 300	6	I3030/6	£223.00
1800 x 300 x 300	8	I3030/8	£267.00
1800 x 300 x 450	2	I3045/2	£157.00
1800 x 300 x 450	3	I3045/3	£175.00
1800 x 300 x 450	4	I3045/4	£185.00
1800 x 300 x 450	6	I3045/6	£239.00
1800 x 300 x 450	8	I3045/8	£287.00
1800 x 380 x 450	4	I4045/4	£222.00
1800 x 380 x 500	4	I4050/4	£239.00
1800 x 300 x 500	2	I3050/2	£163.00
1800 x 300 x 500	3	I3050/3	£182.00
1800 x 300 x 500	4	I3050/4	£192.00
1800 x 300 x 500	6	I3050/6	£249.00
1800 x 300 x 500	8	I3050/8	£300.00



EASY ORDERING - See back page for details



Clean & Dirty Locker

- Central partition below shelf
- Coat rails and hooks fitted
- 1800H x 450W x 450Dmm

Uniform Locker

- Central partition below shelf
- Fitted with coat rail and hook on one side with 3 fixed shelves on the other
- 1800H x 450W x 450Dmm

Two Person Locker

- Two 225mm compartments and two 1270mm compartments fitted with coat hooks
- Paired locks allow each user to have one key to open their vertical and horizontal compartment
- 1800H x 450W x 450Dmm

OVERALL DIMENSIONS H x W x D (mm)	LOCKER TYPE	REF	PRICE
1800 x 450 x 450	Clean & Dirty	M1551DGU00	£121.00
1800 x 450 x 450	Uniform	M1551NGU00	£138.00
1800 x 450 x 450	Two Person	M15514GUTCL	£162.00

Colour Options >>>

Please specify door colour when ordering by adding the colour code below. Body Colour is RAL 7035. Colours with BioCote® as standard.

Body Colour	Door Colours
Light Grey RAL 7035 - GU	Light Grey RAL 7035 - GU
Blue RAL 5002 - CF	Red RAL 3020 - RD
Green RAL 6001 - PD	Dark Grey BS 00A11 - HY
Yellow RAL 1003 - YD	Burgundy RAL 3002 - RM


! DON'T FORGET
Specify your door colour when ordering!

Personal Item Lockers

Lockers provide secure storage for small but valuable items in public areas and throughout the working environment.

- Personal item lockers can be supplied in singles or nests of two
- The locker units can be hung on walls or bolted one on top of the other and side by side to form banks of lockers
- All units can be supplied with a standard deadlock or hasp and staple fitting and are available with either solid or perforated doors and with or without sloping tops at no extra cost
- Units can also be supplied with an access hole at the rear of each compartment which will allow a charging cable to be threaded through. This is fitted with a rubber grommet (extra cost - POA).
- Please specify when ordering

OVERALL DIMENSIONS H x W x D (mm)	LOCKER TYPE	REF	PRICE
915 x 250 x 155	Single 4 Door	A100641__GU__	£111.00
915 x 250 x 155	Single 8 Door	A100681__GU__	£143.00
915 x 500 x 155	Nest of 2 - 4 Door	A100642__GU__	£214.00
915 x 500 x 155	Nest of 2 - 8 Door	A100682__GU__	£277.00



Insert the code below to specify lock, door & top type required. Last 2 dashes specify door colour.

- A01 - Camlock, Plain door
- A04 - Camlock, Plain door, Sloping top
- A03 - Camlock, Perf door
- A09 - Camlock, Perf door, Sloping top

- A02 - Hasp & Staple, Plain door
- A22 - Hasp & Staple, Plain door, Sloping top
- A23 - Hasp & Staple, Perf door
- A24 - Hasp & Staple, Perf door, Sloping top

Manufactured in the UK FREE Site Survey & Design Installation Service Available FREE Delivery within UK mainland*

Garment Dispensers & Collectors

Designed initially for work wear, these lockers are equally suitable for the controlled issue of safety equipment, consumables or specific materials required for a working day or shift.

Garment issue lockers provide each worker with key access to their secure compartment to collect a freshly laundered issue of clothing. Compartment doors are inset within the main full-height door, which remains locked.

5-Tier Collector & Dispenser

- Half-height upper 'issue' door with 5 compartments
- Lower 'collector' door with 'post slot'
- Hooks for laundry collection sack (sack not included)



5-Tier Dispenser



20-Tier Dispenser



5-Tier Collector & Dispenser

OVERALL DIMENSIONS H x W x D (mm)	DESCRIPTION	REF	PRICE
1778 x 381 x 457	5-Tier Garment Dispenser	D151805A01GU--	£188.00
1778 x 381 x 457	10-Tier Garment Dispenser	D151810A01GU--	£237.00
1778 x 381 x 457	15-Tier Garment Dispenser	D151815A01GU--	£299.00
1778 x 381 x 457	20-Tier Garment Dispenser	D151820A01GU--	£373.00
1778 x 381 x 457	Garment Collector	D151801A01GU--	£128.00
1778 x 381 x 457	5-Tier Collector & Dispenser	DDC1805A01GU--	£209.00



FREE Delivery
within UK mainland*

Main lock allows
for access to all
compartments



15-Tier Dispenser

10-Tier Dispenser

Garment Collector
Includes hooks for
laundry collection sack
(sack not included)

Colour Options >>>

For door colour options see opposite page.

LOCKERS & CUPBOARDS



Uniform Locker (PO) - Two compartment

Internal fittings:

- Fixed heavy duty top shelf
- The hanging compartment has a heavy duty hanging rail and coat hooks

Uniform Locker (CO) - Four compartment

Internal fittings:

- Fixed heavy duty top and lower shelves
- Divided compartments
- Heavy duty hanging rail and coat hooks

OVERALL DIMENSIONS H x W x D (mm)	LOCKER TYPE	REF	PRICE
1800 x 450 x 600	PO	M1581PGU--00PO	£151.00
1800 x 600 x 600	CO	M1881PGU--00CO	£187.00
1800 x 600 x 600	PO	M1881PGU--00PO	£171.00

HAVE YOU SEEN... ?

Seating & Benching

See Page 17



EASY ORDERING - See back page for details

At a glance >>>

Range of lockers specifically designed to meet the needs of UK Police authorities, incorporating specialist storage requirements. From the storage of 'Airwave' radios to PSU bags we have the right solutions.



Manufactured in the UK



FREE Site Survey & Design



Installation Service Available



FREE Delivery within UK mainland*



Police Locker (P1)



Police Locker with CS Cannister holder



Police Locker (P2)

Call for more info

Heavy duty top shelf and lower clothes hanging compartment



Police Locker with Airwaves compartment CS Cannister holder

Perforated panels aid ventilation



Police Locker with lockable cube



Police Locker (P3)

Colour Options >>>

For door colour options see opposite page.

OVERALL DIMENSIONS H x W x D (mm)	LOCKER TYPE	REF	PRICE
1800 x 450 x 600	P1	M1581PGU-00P1	£160.00
1800 x 450 x 600	P2	M1581PGU-00P2	£188.00
1800 x 450 x 600	P3	M1581PGU-00P3	£195.00
1800 x 600 x 600	P1	M1881PGU-00P1	£181.00
1800 x 600 x 600	P2	M1881PGU-00P2	£203.00
1800 x 600 x 600	P3	M1881PGU-00P3	£212.00

HAVE YOU SEEN... ?

Locker Stands

Increase locker height and raise lockers off ground level.

See Page 17




Medium Duty Lockers

- A second channel section is welded to the inside of the door, significantly increasing the reinforced area of the door width
- The form of the channel is extended across both sides of the door it doubles the gauge of the steel to resist impact damage
- Other sizes available upon request

Outer reinforcing channel
to medium duty specification

Inner reinforcing channel
to standard duty specification

Double-gauge shielding



Available from 1 to 6 compartments



Nesting Lockers

Nesting Lockers are available in single units or nests of 2 or 3 lockers. This makes installation easier and quicker in larger applications.

3 standard sizes.
Call us for other sizes!

OVERALL DIMENSIONS H x W x D (mm)	NUMBER OF CMPTS	SINGLE LOCKER		NEST OF 2 LOCKERS		NEST OF 3 LOCKERS	
		REF	PRICE	REF	PRICE	REF	PRICE
1800 x 300 x 300	1	M3030/1/DS	£82.00	M3030/1N2/DS	£152.00	M3030/1N3/DS	£223.00
1800 x 300 x 300	2	M3030/2/DS	£94.00	M3030/2N2/DS	£177.00	M3030/2N3/DS	£260.00
1800 x 300 x 300	3	M3030/3/DS	£116.00	M3030/3N2/DS	£220.00	M3030/3N3/DS	£325.00
1800 x 300 x 300	4	M3030/4/DS	£123.00	M3030/4N2/DS	£233.00	M3030/4N3/DS	£344.00
1800 x 300 x 300	6	M3030/6/DS	£153.00	M3030/6N2/DS	£292.00	M3030/6N3/DS	£433.00
1800 x 300 x 450	1	M3045/1/DS	£95.00	M3045/1N2/DS	£174.00	M3045/1N3/DS	£253.00
1800 x 300 x 450	2	M3045/2/DS	£107.00	M3045/2N2/DS	£198.00	M3045/2N3/DS	£290.00
1800 x 300 x 450	3	M3045/3/DS	£130.00	M3045/3N2/DS	£244.00	M3045/3N3/DS	£359.00
1800 x 300 x 450	4	M3045/4/DS	£138.00	M3045/4N2/DS	£259.00	M3045/4N3/DS	£381.00
1800 x 300 x 450	6	M3045/6/DS	£169.00	M3045/6N2/DS	£321.00	M3045/6N3/DS	£474.00
1800 x 450 x 450	1	M4545/1/DS	£118.00	M4545/1N2/DS	£217.00	-	-
1800 x 450 x 450	2	M4545/2/DS	£133.00	M4545/2N2/DS	£247.00	-	-
1800 x 450 x 450	3	M4545/3/DS	£160.00	M4545/3N2/DS	£301.00	-	-
1800 x 450 x 450	4	M4545/4/DS	£167.00	M4545/4N2/DS	£315.00	-	-
1800 x 450 x 450	6	M4545/6/DS	£205.00	M4545/6N2/DS	£392.00	-	-



Heavy Duty Lockers

- Heavy gauge 'double skin' door to guard against leverage and impact
- ASSA deadlocks - when it comes to long lasting security, these lockers are hard to beat

Colour Options >>>

Please specify door colour when ordering by adding the colour code below. Body Colour is RAL 7035. Colours with BioCote® as standard.

Body Colour **Light Grey**
RAL 7035 - GU

Door Colours
Light Grey RAL 7035 - GU **Blue** RAL 5002 - CF

Red RAL 3020 - RD **Green** RAL 6001 - PD

Dark Grey BS 00A11 - HY **Yellow** RAL 1003 - YD

Burgundy RAL 3002 - RM



! DON'T FORGET
Specify your door colour when ordering!

OVERALL DIMENSIONS H x W x D (mm)	NUMBER OF COMPARTMENTS	REF	PRICE
1778 x 305 x 305	1	S12211-92	£182.00
1778 x 305 x 305	2	S12212-92	£212.00
1778 x 305 x 305	3	S12213-92	£247.00
1778 x 305 x 305	4	S12214-92	£282.00
1778 x 305 x 305	6	S12216-92	£355.00
1778 x 305 x 457	1	S12511-92	£197.00
1778 x 305 x 457	2	S12512-92	£236.00
1778 x 305 x 457	3	S12513-92	£275.00
1778 x 305 x 457	4	S12514-92	£320.00
1778 x 305 x 457	6	S12516-92	£407.00

At a glance >>>

In Charge Lockers

- The In Charge™ Locker range, provides a safe environment for charging laptops, tool batteries, mobile phones, iPads and other electronic devices
- With trailing cables, the risk of theft and health and safety issues, finding access to safe and protected power points is a common problem in today's workplace
- In Charge™ Lockers are specifically designed to help overcome this and provide a secure, easy and safe solution
- Lockers are fully portable as a single unit - simply place the unit in a convenient location, plug the unit into a power point and the lockers are ready for use



Manufactured in the UK



FREE Delivery within UK mainland*



Colour Options >>>

Please specify door colour when ordering by adding the colour code below. Body Colour is RAL 7035. Colours with BioCote® as standard.

Body Colour

Light Grey
RAL 7035 - LG

Door Colours


Light Grey RAL 7035 - GU	Blue RAL 5002 - CF	Red RAL 3020 - RD	Burgundy RAL 3002 - RM
Green RAL 6001 - PD	Dark Grey BS 00A11 - HY	Yellow RAL 1003 - YD	



Each compartment is fitted with either one or two standard UK three-pin sockets depending on the locker size.



This simple and economical cam lock provides user access with a small, easily replaced key. The lock is supplied with two keys and a master key is available.



All doors are independently earthed to the locker body.

Choice of locks to suit different on locker design.



Each shelf has an additional front-to-rear reinforcing box section to strength.

One side of the locker and the doors are perforated to help prevent heat build-up during charging.

Power lead is supplied with fitted RCD plug. Lead plugs into the In Charge™ Locker enabling easy replacement of the lead if damaged. Supply Voltage 230V. The maximum current consumption in normal use is 13 amp.



Single Door
10 Socket



Ten Door 10 Socket



Five Door 5 Socket

Laptop Charging Lockers

- Each compartment fitted with single socket
- Choice of flat or sloping tops



OVERALL DIMENSIONS H x W x D (mm)	NO. OF DOORS	NO. OF SOCKETS/ CMPTS	FLAT TOP		SLOPING TOP	
			REF	PRICE	REF	PRICE
1800 x 450 x 450	1	10	M15511GU-00LCS	£433.00	M15511GU-00LCSST	£446.00
1800 x 450 x 450	10	10	M1551TGU-00LCS	£606.00	M1551TGU-00LCSST	£618.00
930 x 450 x 450	1	5	MH5511GU-00LCS	£316.00	MH5511GU-00LCSST	£328.00
930 x 450 x 450	5	5	MH5515GU-00LCS	£380.00	MH5515GU-00LCSST	£392.00



All In Charge lockers can be specified with sloping tops which are a great way of keeping locker areas tidy and more hygienic as they discourage users from leaving items on top of lockers.



More lock options

Call for more info

Tool Charging Lockers

- Each compartment fitted with single socket
- Choice of flat or sloping tops



Four Door

Six Door

Eight Door

OVERALL DIMENSIONS H x W x D (mm)	NUMBER OF DOORS	FLAT TOP, SINGLE SOCKET		FLAT TOP, DOUBLE SOCKET		SLOPING TOP, SINGLE SOCKET		SLOPING TOP, DOUBLE SOCKET	
		REF	PRICE	REF	PRICE	REF	PRICE	REF	PRICE
1800 x 300 x 300	4	M12214GU--00TCS	£314.00	M12214GU--00TCD	£331.00	M12214GU--00TCSST	£323.00	M12214GU--00TCDST	£339.00
1800 x 300 x 300	6	M12216GU--00TCS	£401.00	M12216GU--00TCD	£429.00	M12216GU--00TCSST	£410.00	M12216GU--00TCDST	£438.00
1800 x 300 x 300	8	M12218GU--00TCS	£478.00	-	-	M12218GU--00TCSST	£486.00	-	-
1800 x 300 x 450	4	M12514GU--00TCS	£331.00	M12514GU--00TCD	£347.00	M12514GU--00TCSST	£342.00	M12514GU--00TCDST	£358.00
1800 x 300 x 450	6	M12516GU--00TCS	£420.00	M12516GU--00TCD	£447.00	M12516GU--00TCSST	£430.00	M12516GU--00TCDST	£458.00
1800 x 300 x 450	8	M12518GU--00TCS	£499.00	-	-	M12518GU--00TCSST	£509.00	-	-



Five Door

Four Door

Eight Door



Personal Item Charging Lockers

- Each compartment fitted with single socket
- Choice of flat or sloping tops

OVERALL DIMENSIONS H x W x D (mm)	NO. OF DOORS	FLAT TOP, SINGLE SOCKET		SLOPING TOP, SINGLE SOCKET	
		REF	PRICE	REF	PRICE
915 x 250 x 155	4	A100641P03GU--	£290.00	A100641P09GU--	£290.00
930 x 300 x 300	5	MH2215GU--00LCS	£343.00	MH2215GU--00LCSST	£351.00
915 x 250 x 155	8	A100681P03GU--	£392.00	A100681P09GU--	£392.00



Choice of door styles

Plant-on doors cover the front face of the locker carcass creating a wall of colour.

Inset doors provide a visual contrast between the door finish and the locker frame.

At a glance >>>

NEW

Solid Grade Laminate Door Lockers

Combine the versatility of steel lockers with the durability of solid grade laminate doors.

- Solid grade laminate material offers a robust, elegant solution with a range of colours and material designs, to satisfy all requirements
- Choice of flat, speckled or wood grain finishes
- Choice of door styles
- Choose from 2, 3 or 4 doors in a wide range of sizes
- Plant-on doors cover the front face of the locker carcass creating a wall of colour
- Inset doors provide a visual contrast between the door finish and the locker frame



Manufactured in the UK



FREE Site Survey & Design




Installation Service Available



FREE Delivery within UK mainland*



Choice of Locks



Robust hinge design

The door is clamped between integral security plate and the 5 knuckle hinge and then riveted to the frame



Door numbering

Doors feature a pre-drilled recess ready to accept a numbering disc. Discs available separately. Plain door version available on request



Lock Options

- Standard deadlock
- Digital combination
- Padlock fitting
- Coin/Token operated
- Multi-user locks



Flat, speckled or wood grain finishes



Nest 1

Nest 2

1 Blue Plant-on Door Laminate Lockers

DIMENSION H x W x D (mm)	DOORS	NEST 1		NEST 2	
		REF	PRICE	REF	PRICE
1800 x 300 x 450	2	L12512GUPBF00	£207.00	L12522GUPBF00	£398.00
1800 x 300 x 450	3	L12513GUPBF00	£242.00	L12523GUPBF00	£467.00
1800 x 300 x 450	4	L12514GUPBF00	£287.00	L12524GUPBF00	£557.00

2 Blue Inset Door Laminate Lockers

DIMENSION H x W x D (mm)	Doors	NEST 1		NEST 2		NEST 3	
		REF	PRICE	REF	PRICE	REF	PRICE
1800 x 300 x 300	2	L12212GUIBF00	£185.00	L12222GUIBF00	£359.00	L12232GUIBF00	£534.00
1800 x 300 x 450	2	L12512GUIBF00	£199.00	L12522GUIBF00	£381.00	L12532GUIBF00	£565.00
1800 x 300 x 300	3	L12213GUIBF00	£213.00	L12223GUIBF00	£413.00	L12233GUIBF00	£614.00
1800 x 300 x 450	3	L12513GUIBF00	£227.00	L12523GUIBF00	£437.00	L12533GUIBF00	£649.00
1800 x 300 x 300	4	L12214GUIBF00	£249.00	L12224GUIBF00	£487.00	L12234GUIBF00	£725.00
1800 x 300 x 450	4	L12514GUIBF00	£265.00	L12524GUIBF00	£512.00	L12534GUIBF00	£761.00

Wooden Door Lockers

Combine the strength and durability of steel lockers with the aesthetic appearance of wooden lockers.

Wooden door lockers provide an economical alternative to all wooden facilities, providing a clean, professional finished line presenting an all wood front. Matching end panels ensure the finished installation has a quality 'all wood' effect - POA.

- Attractive profiled doors
- Concealed self closing hinges



Colour Options >>>

Please specify door colour when ordering.

MFC Wood Grain Finishes



Wooden Door Lockers with Deadlock

Minimum order quantity of 6 lockers of the same door configuration.

DIMENSION H x W x D (mm)	DOORS	NEST 1		NEST 2	
		REF	PRICE	REF	PRICE
1800 x 300 x 380	1	M12311GUW--92	£244.00	M12321GUW--92	£475.00
1800 x 300 x 450	1	M12511GUW--92	£251.00	M12521GUW--92	£486.00
1800 x 300 x 380	2	M12312GUW--92	£292.00	M12322GUW--92	£569.00
1800 x 300 x 450	2	M12512GUW--92	£297.00	M12522GUW--92	£577.00
1800 x 300 x 380	3	M12313GUW--92	£345.00	M12323GUW--92	£679.00
1800 x 300 x 450	3	M12513GUW--92	£355.00	M12523GUW--92	£692.00
1800 x 300 x 380	4	M12314GUW--92	£390.00	M12324GUW--92	£767.00
1800 x 300 x 450	4	M12514GUW--92	£398.00	M12524GUW--92	£780.00



Advice with Locker Changing Room Design

Call us today and utilise our expertise to design an attractive and practical facility to meet your needs.

Available as Single or Double Sided

Free Standing Island Units

- Single or double sided
- Satin anodised aluminium hooks fixed at 150mm centres with Utile hardwood slats and back board
- Seating 422mm high to top of slats
- Units are 1800mm high
- Light grey welded frame and adjustable feet



Single Sided

BENCH SIZE W x D (mm)	REF	PRICE
900 x 300	FSSU232SL18GU	£198.00
1200 x 300	FSSU242SL18GU	£236.50
1500 x 300	FSSU252SL18GU	£291.50
1800 x 300	FSSU262SL18GU	£350.00
2000 x 300	FSSU452SL18GU	£382.50

Double Sided

BENCH SIZE W x D (mm)	REF	PRICE
900 x 600	FDSU232SL18GU	£396.00
1200 x 600	FDSU242SL18GU	£535.00
1500 x 600	FDSU252SL18GU	£574.00
1800 x 600	FDSU262SL18GU	£700.00
2000 x 600	FDSU452SL18GU	£764.50

Adjustable feet

EASY ORDERING - See back page for details



Free Standing Bench

- 422mm high to top of Utile hardwood slats
- Light grey welded frame and adjustable feet

BENCH SIZE W x D (mm)	REF	PRICE
900 x 300	FBS2324GUSL	£104.50
1200 x 300	FBS2424GUSL	£131.50
1500 x 300	FBS2524GUSL	£145.00
1800 x 300	FBS2624GUSL	£176.50
2000 x 300	FBS4524GUSL	£178.00



Sloping Tops

- Make cleaning easier, prevent dust and debris accumulating on the tops of lockers
- 22.5° upward slope from front to back, standard locker height will increase to 1925mm or 1987mm
- Factory fitted

TO SUIT LOCKER W x D (mm)	REF	PRICE
300 x 300	ST3030	£9.00
300 x 450	ST3045	£11.00
450 x 450	ST4545	£13.00



Locker Accessories


- Note that some items must be factory fitted, at the manufacturing stage
- Bridge units designed to fit between two lockers and provide additional clothes hanging space or support for lockers
- Ideal for high density changing rooms where security is not a problem

PIC	ACCESSORY	OVERALL DIMENSIONS (mm)	FACTORY FITTED	REF	PRICE
1	Bridge Unit Top	900 x 450	-	BUT	£27.00
2	Bridge Unit Bottom	900 x 450	-	BUB	£49.00
	Captive Coat Hanger	-	✓	A492	£2.50
	Captive Coat Hook	-	✓	A491	£2.50
3	Coin Retain Lock	-	✓	CRETAL	£68.00
4	Coin Return Lock	-	✓	CRETUL	£29.00
5	Combination Lock	-	✓	COMBL	£19.50
	Numbered Key Ring	-	-	NKR	£1.00
6	4 Digit Combination	-	✓	TUMBLER	£33.00
7	Digital Combination	-	✓	DIGITAL	£55.00
8	Magnetic Catch Lock	-	✓	MAGCATCH	£3.00
	Ivorene No. Plate	-	-	INP	£2.00
	Master Key - CC Series	-	-	MK	£5.50
	Spare Key - CC Series	-	-	SK	£4.00



Locker stand

i Stands are not pre-drilled for installation



Locker stand with seat

Locker Stands & Seats

- Manufactured from 25 x 25 x 16swg square tube
- Epoxy polyester powder coated to match locker body
- Stand seats - hardwood slats fitted to seats and benches, finished with two coats of varnish, seat depth 300mm
- Delivered fully assembled
- Adjustable feet
- A range of free-standing benches is also available - see page 16
- Please note: stands are not pre-drilled for installation

Locker Stands - 150mm high

TO SUIT LOCKER DIMENSIONS H x W x D (mm)	SINGLE LOCKER		NEST OF 2 LOCKERS		NEST OF 3 LOCKERS		NEST OF 4 LOCKERS	
	REF	PRICE	REF	PRICE	REF	PRICE	REF	PRICE
1800 x 300 x 300	LS3030/1	£25.00	LS3030/2	£26.00	LS3030/3	£29.00	LS3030/4	£33.00
1800 x 300 x 450	LS3045/1	£26.50	LS3045/2	£29.00	LS3045/3	£31.50	LS3045/4	£36.00
1800 x 450 x 450	LS4545/1	£30.00	LS4545/2	£31.50	LS4545/3	£36.00	LS4545/4	£44.00

Locker Stands With Seats - 422mm high

TO SUIT LOCKER DIMENSIONS H x W x D (mm)	SINGLE LOCKER		NEST OF 2 LOCKERS		NEST OF 3 LOCKERS		NEST OF 4 LOCKERS	
	REF	PRICE	REF	PRICE	REF	PRICE	REF	PRICE
1800 x 300 x 300	LSS3030/1	£66.00	LSS3030/2	£89.00	LSS3030/3	£111.00	LSS3030/4	£133.00
1800 x 300 x 450	LSS3045/1	£69.00	LSS3045/2	£91.00	LSS3045/3	£113.00	LSS3045/4	£137.00
1800 x 450 x 450	LSS4545/1	£81.00	LSS4545/2	£113.00	LSS4545/3	£148.00	LSS4545/4	£182.00



Express Delivery >>>

Need Benches in a hurry?

Limited range of Benches are available on a **3-5 day FREE DELIVERY*** for that quick turnaround. Maximum of 5 Benches per order, postcode restrictions apply.

OVERALL DIMENSIONS H x W x D (mm)	DESCRIPTION	REF	PRICE
400 x 602 x 450/750	Combined Frame Seat	ZCFS2524GUSLM	£68.50
400 x 902 x 450/750	Combined Frame Seat	ZCFS2534GUSLM	£88.50
400 x 1202 x 450/750	Combined Frame Seat	ZCFS2544GUSLM	£112.50
400 x 1502 x 450/750	Combined Frame Seat	ZCFS2554GUSLM	£130.00
400 x 1802 x 450/750	Combined Frame Seat	ZCFS2564GUSLM	£146.00
400 x 300 x 450	Locker Support Frame	ZLSF251GU400M	£26.50



Secure cylinder lock with 2 keys

Control the whereabouts of keys

Slimline Key Cabinets

- Attractive sleek design
- Ideal for home and office
- Cost effective solution for key access control
- 20-100 key models available
- All steel construction epoxy powder coat finish in light grey
- Rolled edge box section door
- Semi concealed welded hinges
- Secure cylinder lock with 2 keys
- 4-Point mounting holes



CAPACITY	DIMENSIONS H x W x D (mm)	REF	PRICE
20 KEYS	255 x 180 x 80	K020	£48.00
30 KEYS	300 x 210 x 80	K030	£56.00
42 KEYS	320 x 245 x 80	K042	£70.00
48 KEYS	350 x 300 x 80	K048	£106.00
64 KEYS	450 x 300 x 80	K064	£131.00
100 KEYS	550 x 380 x 80	K100	£163.00

EASY ORDERING - See back page for details

At a glance >>>

Wire Mesh Lockers

- The most economical way to purchase lockers is in nests or multi compartments
- May be hosed down for total cleaning
- Single and two door lockers have 3 point locking and coat hooks as standard
- Manufactured from 25 x 25 x 2.5mm weld mesh on 8mm rod frame
- Available in nest of 1, 2 or 3
- All lockers are fitted with 150mm high legs
- Doors accept padlocks - not included
- Electroplated zinc with clear coat of lacquer
- Camlocks and sloping tops available upon request
- Lockers available without doors upon request
- All mesh lockers are available with powder coated finish (Red / Blue / Yellow / Green) POA



Provides visible but secure storage



All mesh lockers are available with powder coated finish

Full Height Wire Mesh Lockers

DIMENSIONS H x W x D	NUMBER OF COMPARTMENTS	SINGLE		NEST OF 2 LOCKERS		NEST OF 3 LOCKERS	
		REF	PRICE	REF	PRICE	REF	PRICE
1980 x 305 x 305	Single Door	010BZP0002	£138.00	010BZP0004	£252.00	010BZP0006	£355.00
1980 x 305 x 305	Two Compartment	010BZP0020	£141.00	010BZP0022	£256.00	010BZP0024	£373.00
1980 x 305 x 305	Three Compartment	010BZP0038	£146.00	010BZP0040	£276.00	010BZP0042	£401.00
1980 x 305 x 305	Four Compartment	010BZP0056	£160.00	010BZP0058	£294.00	010BZP0060	£429.00
1980 x 305 x 305	Six Compartment	010BZP0074	£181.00	010BZP0076	£347.00	010BZP0078	£509.00
1980 x 305 x 457	Single Door	010BZP0014	£150.00	010BZP0016	£269.00	010BZP0018	£385.00
1980 x 305 x 457	Two Compartment	010BZP0032	£151.00	010BZP0034	£286.00	010BZP0036	£417.00
1980 x 305 x 457	Three Compartment	010BZP0050	£163.00	010BZP0052	£306.00	010BZP0054	£448.00
1980 x 305 x 457	Four Compartment	010BZP0068	£171.00	010BZP0070	£326.00	010BZP0072	£478.00
1980 x 305 x 457	Six Compartment	010BZP0086	£194.00	010BZP0088	£379.00	010BZP0090	£558.00



Available with open fronts or padlockable doors



Wire Mesh Multi Compartment Lockers

DESCRIPTION	DIMENSIONS H x W x D (mm)	COMPARTMENT DIMENSIONS H x W x D (mm)	WITH DOORS		WITHOUT DOORS	
			REF	PRICE	REF	PRICE
12 Compartment Personal Lockers (Individual Doors)	1390 x 935 x 305	305 x 305 x 305	010BZP0146	£356.00	010BZP0145	£239.00
	1390 x 935 x 457	305 x 305 x 457	010BZP0152	£387.00	010BZP0151	£270.00
16 Compartment Personal Lockers (Individual Doors)	1390 x 1240 x 305	305 x 305 x 305	010BZP0148	£453.00	010BZP0147	£314.00
	1390 x 1240 x 457	305 x 305 x 457	010BZP0154	£502.00	010BZP0153	£338.00
20 Compartment Personal Lockers (Individual Doors)	1390 x 1545 x 305	305 x 305 x 305	010BZP0150	£554.00	010BZP0149	£352.00
	1390 x 1545 x 457	305 x 305 x 457	010BZP0156	£610.00	010BZP0155	£388.00
40 Compartment Lockers (Double Doors Enclose All Compartments)	1390 x 770 x 305	150 x 150 x 305	010BZP0158	£407.00	010BZP0157	£325.00
	1390 x 770 x 457	150 x 150 x 457	010BZP0160	£448.00	010BZP0159	£358.00



Locks

Three lock types available:



1. Camlock
With 2 keys (cost included)



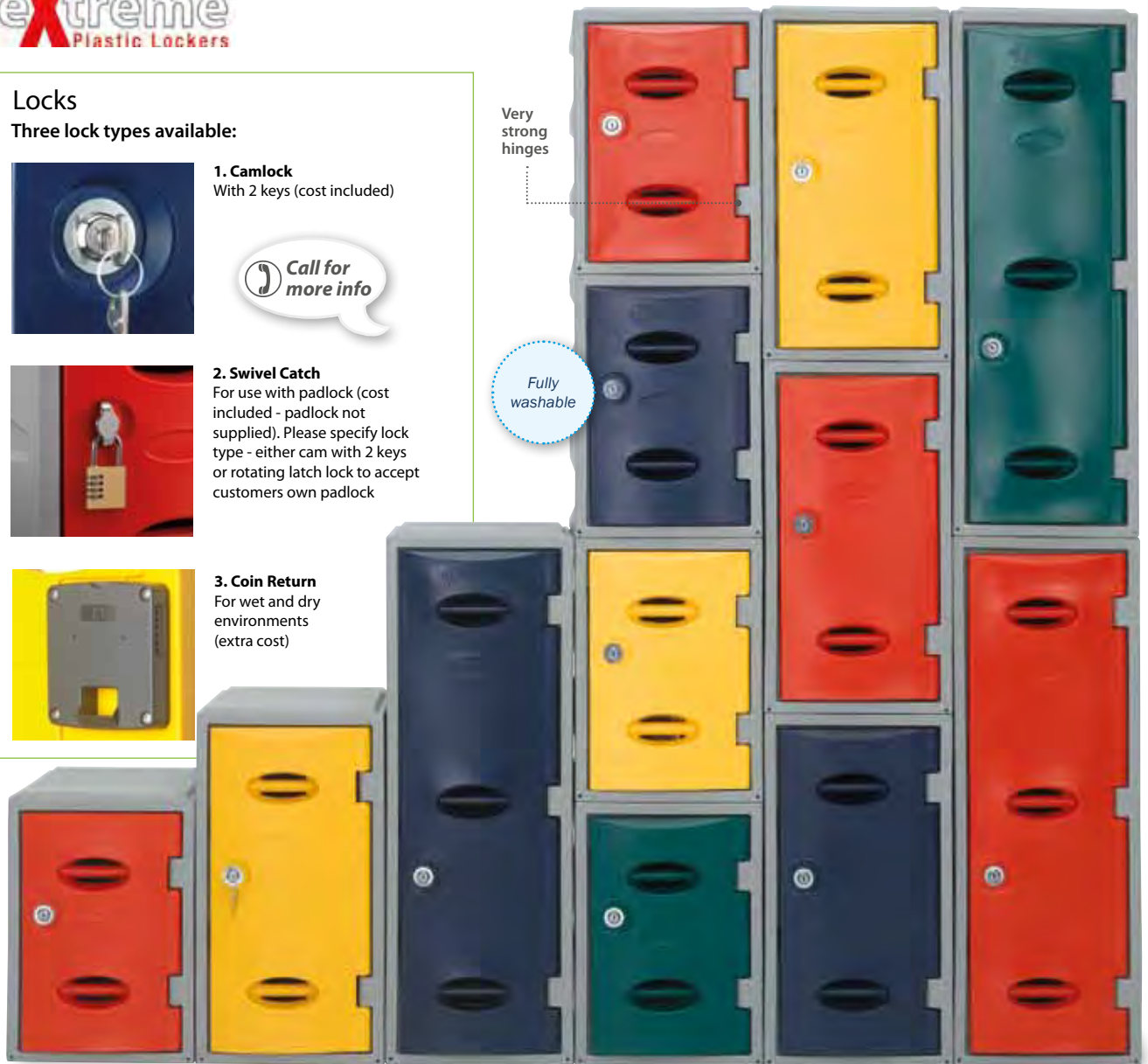
2. Swivel Catch
For use with padlock (cost included - padlock not supplied). Please specify lock type - either cam with 2 keys or rotating latch lock to accept customers own padlock



3. Coin Return
For wet and dry environments (extra cost)

Very strong hinges

Fully washable



<p>Retro fitted sloping top to deter accumulation of litter</p>	<p>Very strong hinge can withstand 3200N (327kg) before breaking</p>	<p>Easily stacked and nested with specially marked fixing points</p>	<p>Fully washable with drain holes for hygiene areas</p>	<p>Highly vandal resistant</p>
---	--	--	--	--------------------------------

Plastic Lockers

DIMENSIONS (H x W x Dmm)	BLUE REF	RED REF	YELLOW REF	GREEN REF	PRICE
450 x 320 x 460	02-04000	02-04001	02-04002	02-04003	£122.00
600 x 320 x 460	02-04012	02-04013	02-04014	02-04015	£140.00
900 x 320 x 460	02-04024	02-04025	02-04026	02-04027	£164.00

Accessories

DESCRIPTION	REF	PRICE
Sloping Top 320 x 460	02-04036	£44.00
Wet and Dry Coin Return Lock	02-04037	£44.00

Lock options: Cam lock with 2 keys or Hasp & Staple for Padlock fitting
Body colour: Light Grey

EASY ORDERING - See back page for details

At a glance >>>

Projects and Wet Area Lockers

Delivering quality changing rooms and personal storage solutions.

Create a space that works for you

We are here to help you with experienced personnel, specialist designers and professional fitters. We're with you from the initial briefing and site survey, through detailed design proposals, to manufacture, installation and final commissioning. Your project is managed flexibly and sympathetically, and you're always part of the process. This is space which must work for you, not the other way round. The result? You get the facility you need, when you need it, where it's required. We have experience in providing solutions for many market sectors including:

- Education
- Healthcare
- Health and Sports Clubs
- Hotels



Wet Area Lockers

Designed to provide cost-effective 'wet-area' personal storage solutions in leisure and sports facilities.

Withstanding humid atmospheres, these lockers have a superb finish and provide peace of mind:

- Will not degrade
- Will not deteriorate after prolonged use
- Feature corrosion resistant materials throughout

The laminate doors are available in a range of flat, speckled or wood grain finishes, offering a wide choice of colours to match your scheme. Doors are self closing with internal return springs to avoid trapping of fingers and use a custom-designed 95° hinge. Aluminium single piece body for internal cleaning and snag free storage of clothes with shelves riveted through the body for additional strength.

A professional service for the installation of storage equipment

An important part of our service is the installation and commissioning of lockers, shelving, racking and other products. This provides our clients with the reassurance that their storage equipment has been assembled safely and efficiently and will perform as intended.

Our installation management team and installers provide a professional service and adhere to the recognised standards of the storage industry, using well-established method statements and procedures.

SEIRS Registered

We recommend that the installation of shelving, racking and storage equipment is only undertaken by experienced and trained personnel, and preferably by installers who are SEIRS (Storage Equipment Installers Registration Scheme) registered. The scheme is operated by SEMA (Storage Equipment Manufacturers Association) and endorsed by the Health and Safety Executive to promote and develop nationally recognised health and safety standards and training in the storage equipment installation industry.



At a glance >>>

Standard & Security Cupboards

- Strong welded steel construction
- 3-point espagnolette locking system (Security models have additional hasp and staple fitted to receive a padlock, padlock not included)
- Door stiffeners for added strength and security
- Base plinth for extra rigidity
- Adjustable shelves on 25mm vertical pitch



Cupboard Internal Configurations

Call for more info



Standard Cupboards

DIMENSIONS H x W x D (mm)	SHELVES	REF	PRICE
984 x 915 x 505	2 Full Width Shelves	CH961CGU29S12	£214.00
984 x 915 x 505	No Shelves	CH961CGU29S00	£197.00
1820 x 915 x 505	No Shelves	C1961CGU29S00	£270.00
1820 x 915 x 505	1 Full Width Shelf, 3 Half Width Shelves and Hanging Rail	C1961CGU29S02	£342.00
1820 x 915 x 505	Central Divider, 2 Half Width Shelves and 2 Hanging Rails	C1961CGU29S09	£314.00
1820 x 915 x 505	Central Divider, 3 Half Width Shelves	C1961CGU29S08	£327.00
1820 x 915 x 505	Central Divider, 5 Half Width Shelves and Hanging Rail	C1961CGU29S10	£344.00
1820 x 915 x 505	1 Full Width Shelf and Hanging Rail	C1961CGU29S11	£295.00
1820 x 915 x 505	2 Full Width Shelves	C1961CGU29S12	£299.00
1820 x 915 x 505	3 Full Width Shelves	C1961CGU29S13	£313.00
1820 x 915 x 505	4 Full Width Shelves	C1961CGU29S14	£334.00
1820 x 915 x 505	Central Divider, 6 Half Width Shelves	C1961CGU29S20	£353.00
1820 x 915 x 505	2 Full Height Dividers, 9 Narrow Shelves	C1961CGU29S21	£389.00
1820 x 915 x 505	Central Divider, 4 Half Width Shelves and Hanging Rail	C1961CGU29S22	£344.00
1820 x 915 x 505	1 Full Width Shelf, 3 Narrow Shelves and Hanging Rail	C1961CGU29S25	£339.00

Security Cupboards

DIMENSIONS H x W x D (mm)	SHELVES	REF	PRICE
984 x 915 x 505	2 Full Width Shelves	CH961SGU29S12	£233.50
1820 x 915 x 505	No Shelves	C1961SGU29S00	£289.00
1820 x 915 x 505	1 Full Width Shelf, 3 Half Width Shelves and Hanging Rail	C1961SGU29S02	£361.00
1820 x 915 x 505	1 Full Width Shelf and Hanging Rail	C1961SGU29S11	£314.00
1820 x 915 x 505	2 Full Width Shelves	C1961SGU29S12	£318.00
1820 x 915 x 505	4 Full Width Shelves	C1961SGU29S14	£353.00
1820 x 915 x 505	1 Full Width Shelf, 3 Narrow Shelves and Hanging Rail	C1961SGU29S25	£358.50
1820 x 915 x 505	3 Full Width Shelves	C1961SGU29S13	£332.50



High quality lock operating 3-point locking

Extra Shelves

DIMENSIONS H x W x D (mm)	REF	PRICE
615 x 505	CSH86CGU	£12.50
915 x 505	CSH96CGU	£14.00
1219 x 457	CSSH481801GU	£16.50

Shelf Clips for Extra Shelves

CUPBOARD TYPE	REF	PRICE
Std & Slimline	CACLIP	£0.30
Large Volume	CPCSHCLIP01	£0.20

Colour Options >>>

Please specify door colour when ordering by adding the colour code below. Body Colour is RAL 7035. Colours with BioCote® as standard.

Body Colour
Light Grey
RAL 7035 - GU

Door Colours

Light Grey RAL 7035 - GU	Blue RAL 5002 - CF	Red RAL 3020 - RD	Burgundy RAL 3002 - RM
Green RAL 6001 - PD	Dark Grey BS 00A11 - HY	Yellow RAL 1003 - YD	



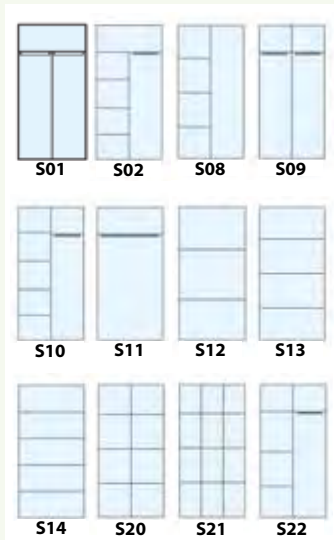
Large Volume Cupboards

- These are the giants of our cupboard range, offering spacious storage for larger and bulky items with a footprint of 1219 x 457mm
- Vertical door stiffening for added strength
- High quality lock operating 3-point locking bars



Large Volume Lock

Cupboard Internal Configurations



DIMENSIONS H x W x D (mm)	SHELVES	REF	PRICE
1829 x 1219 x 457	1 Full Width Shelf, 3 Half Widths, Divider and Hanging Rail	C7248A3502GU--	£447.50
1829 x 1219 x 457	Central Divider, 2 Half Width Shelves and 2 Hanging Rails	C7248A3509GU--	£405.50
1829 x 1219 x 457	1 Full Width Shelf and Hanging Rail	C7248A3511GU--	£376.00
1829 x 1219 x 457	2 Full Width Shelves	C7248A3512GU--	£386.00
1829 x 1219 x 457	Central Divider, 6 Half Width Shelves	C7248A3520GU--	£446.50
1829 x 1219 x 457	Central Divider, 4 Half Width Shelves and Hanging Rail	C7248A3522GU--	£438.50
1829 x 1219 x 457	3 Full Width Shelves	C7248A3513GU--	£383.00
1829 x 1219 x 457	Central Divider and 3 Half Width Shelves	C7248A3508GU--	£418.00
1829 x 1219 x 457	4 Shelves To Left Of Divider, Hat Shelf, Coat Rail On Right	C7248A3510GU--	£434.50

Slimline Cupboards

- Compact double door cupboards
- The practical solution where storage space is limited Slimline cupboards provide secure storage in a compact 'footprint' of only 615 x 505mm
- Adjustable shelves on a 25mm vertical pitch



Slimline Cupboard C1861CGU--29502

DIMENSIONS H x W x D (mm)	SHELVES	REF	PRICE
1820 x 615 x 505	No Shelves	C1861CGU--29500	£217.50
1820 x 615 x 505	Full Width Shelf, Central Divider and 2 Hanging Rails	C1861CGU--29501	£264.00
1820 x 615 x 505	Central Divider, 3 Half Width Shelves	C1861CGU--29508	£273.50
1820 x 615 x 505	Central Divider, 2 Half Width Shelves and 2 Hanging Rails	C1861CGU--29509	£262.00
1820 x 615 x 505	3 Full Width Shelves	C1861CGU--29513	£253.00
1820 x 615 x 505	1 Shelf and Rail	C1861CGU--29511	£237.00
1820 x 615 x 505	Central Divider, Half Shelf With Rail and 4 Half Shelves	C1861CGU--29510	£293.00
1820 x 615 x 505	1 Full Width Shelf, 3 Half Shelves, Divider and Hanging Rail	C1861CGU--29502	£283.50

At a glance >>>

Hazardous Substance Cupboards

- All steel construction for long life with low maintenance Adjustable shelves to maximise space for stored material
- Fully welded integral sump to eliminate leakage and contain spillages up to 35ltrs (approx)
- Powder-coated paint finish with BioCote® protection for reduced risk of cross contamination
- All units 790mm and above feature 3-point locking for additional security of the contents
- Flush fitting handle for easier operation, eliminates risk of snagging when handling potentially hazardous substances
- Door can be closed without the key being inserted on all 790mm plus units
- Flush fitting handle for smaller cupboards under 770mm with Camlock as standard



All supplied with high visibility labels - see below

Fully integral welded sump



Adjustable shelves to maximise space



High quality 3-point locking system fitted as standard



DIMENSION H x W x D (mm)	SHELVES	REF	PRICE
1905 x 477 x 505	3 Shelves & Sump	H1661HYDYD29S13	£288.00
1905 x 915 x 505	3 Shelves & Sump	H1961HYDYD29S13	£425.00
1070 x 915 x 505	2 Shelves & Sump	HH961HYDYD29S12	£311.00
1070 x 915 x 505	1 Shelf & Sump	HH961HYDYD29S11	£296.00
1070 x 477 x 505	1 Shelf & Sump	HH661HYDYD29S11	£199.00
770 x 450 x 300	1 Shelf & Sump	HA521HYDYD00S11	£140.00
770 x 300 x 300	1 Shelf & Sump	HA221HYDYD00S11	£130.00
790 x 915 x 505	1 Shelf & Sump	HA961HYDYD29S11	£264.00
790 x 915 x 355	1 Shelf & Sump	HA931HYDYD29S11	£257.00
770 x 450 x 450	1 Shelf & Sump	HA551HYDYD00S11	£157.00
595 x 450 x 300	Sump only	HQ521HYDYD00S00	£102.00



Express Delivery >>>

Need Hazardous Cupboards in a hurry?

Limited range of our Hazardous Cupboards are available on a **3-5 day FREE DELIVERY*** for that quick turnaround. Max quantity 2. Postcode restrictions apply.

OVERALL DIMENSIONS H x W x D (mm)	SHELVES	REF	PRICE
1905 x 915 x 505	3 Shelves, & Sump	ZH1961HS13	£425.00
790 x 915 x 505	1 Shelf & Sump	ZHA961HS11	£264.00
1070 x 915 x 505	1 Shelf & Sump	ZHH961HS11	£296.00
1070 x 915 x 505	2 Shelves & Sump	ZHH961HS12	£311.00

See inside front cover for ordering info <<<



Hazardous Substance Cupboards

Hazardous substances should be locked away in a secure facility when not in use. We offer a substantial range of storage cabinets to meet the regulatory requirements surrounding use of these materials

Designed to provide safe and secure storage of chemicals, paints and hazardous substances as defined by CoSHH guidelines

Independently assessed to conform to HSG51 and SR24



Hazardous Substance Storage Bins



- Hasp and Staple padlock fitting - padlock not supplied
- H610 x W1170 x D460mm

REF	PRICE
CBIN607YD	£388.00



- Hasp and Staple padlock fitting - padlock not supplied
- H510 x W610 x D380mm

REF	PRICE
CBIN606YD	£288.00



All Substance Cupboards and Storage Bins are supplied with three high visibility labels conforming to BS5609. Simply choose the right label for the type of substance being stored:

- Corrosive materials
- Highly flammable
- Harmful materials

Cupboard Stands

DIMENSIONS H x W x D (mm)	REF	PRICE
533 x 477 x 505	FHSF66C533YD	£108.00
533 x 915 x 505	FHSF96C533YD	£121.00

Labels are approved to the new HSE regulations and guidelines.

Tool Cabinets

- Versatile tool cabinets in four overall sizes with various combinations of painted drawers and galvanised shelves
- All cabinets feature a secure barrel lock, operating a 3-point locking system
- Extension drawers 90mm high with 25kg load capacity (evenly distributed). Safety stop allows extension up to 80%. Height adjustable in 25mm increments
- Shelves adjustable in 25mm increments. Safety stop allows extension up to 80%.
- Rubber mat fitted to top of all low cabinets
- Door has vertical stiffening for added strength

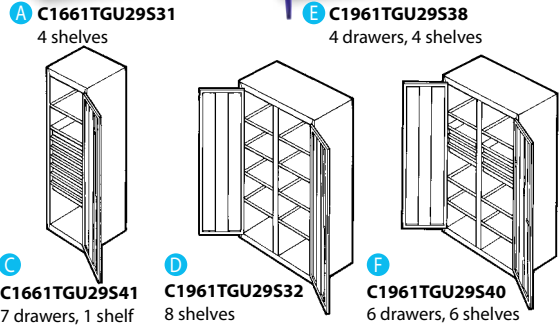


WORKSHOP EQUIPMENT



K CH661TGU29530 2 shelves
O CH961TGU29536 2 drawers, 4 shelves

PIC	OVERALL DIMENSIONS H x W x D (mm)	DESCRIPTION	REF	PRICE
A	1820 x 477 x 505	4 Shelves	C1661TGU29531	£274.00
B	1820 x 477 x 505	2 Drawers, 2 Shelves	C1661TGU29535	£291.00
C	1820 x 477 x 505	7 Drawers, 1 Shelf	C1661TGU29541	£361.00
D	1820 x 915 x 465	8 Shelves	C1961TGU29532	£436.00
E	1820 x 915 x 465	4 Drawers, 4 Shelves	C1961TGU29538	£455.00
F	1820 x 915 x 465	6 Drawers, 6 Shelves	C1961TGU29540	£509.00
G	1820 x 915 x 465	14 Drawers, 2 Shelves	C1961TGU29544	£603.00
H	984 x 477 x 505	1 Drawer, 1 Shelf	CH661TGU29533	£184.00
I	984 x 477 x 505	1 Drawer, 2 Shelves	CH661TGU29534	£202.00
J	984 x 477 x 505	2 Drawers, 1 Shelf	CH661TGU29545	£200.00
K	984 x 477 x 505	2 Shelves	CH661TGU29530	£179.00
L	984 x 477 x 505	6 Drawers	CH661TGU29539	£255.00
M	984 x 477 x 505	8 Drawers	CH661TGU29542	£289.00
N	984 x 915 x 505	4 Drawers, 1 Shelf	CH961TGU29537	£325.00
O	984 x 915 x 505	2 Drawers, 4 Shelves	CH961TGU29536	£328.00
P	984 x 915 x 505	8 Drawers, 2 Shelves	CH961TGU29543	£482.00

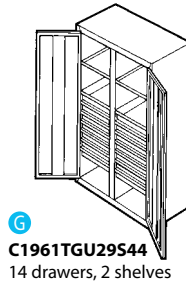


B C1661TGU29535 2 drawers, 2 shelves

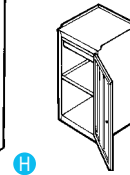
C C1661TGU29541 7 drawers, 1 shelf

D C1961TGU29532 8 shelves

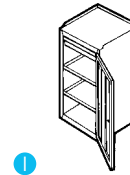
F C1961TGU29540 6 drawers, 6 shelves



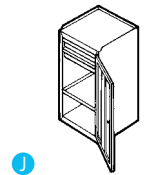
G C1961TGU29544 14 drawers, 2 shelves



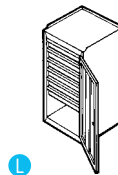
H CH661TGU29533 1 drawer, 1 shelf



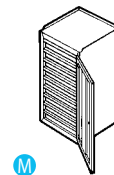
I CH661TGU29534 1 drawer, 2 shelves



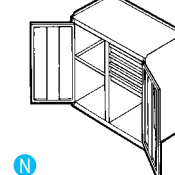
J CH661TGU29545 2 drawers, 1 shelf



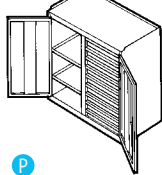
L CH661TGU29539 6 drawers



M CH661TGU29542 8 drawers



N CH961TGU29537 4 drawers, 1 shelf



P CH961TGU29543 8 drawers, 2 shelves

Storage Cupboards

DESCRIPTION	REF	PRICE
Tool Locker D 984 x 477 x 505 - 2 Shelves	CH661EGU29512	£104.50
Tool Locker A 684 x 450 x 300 with 1 Shelf	CA521EGU00511	£78.00
Tool Locker DDTL 984 x 915 x 505 - 2 Shelves	CH961EGU29512	£185.00
Single door tool cabinet 1 drawer 2 shelves c/w Mobile chassis and Sloping desk unit	TS10509	£282.00



DDTL

Tool Locker A

Tool Locker D

TS10509

Accessories

DESCRIPTION	REF	PRICE
Sloping top desk unit 477 x 505mm	CDE56TGU	£65.00
Mobile chassis 477 x 505mm, for use with low cabinets only	CCH56TGU	£57.00
Mobile chassis 915 x 505mm, for use with low cabinets only	CCH96TGU	£68.00

DESCRIPTION	REF	PRICE
Extra Drawer 477 x 505mm for Single Cabinet	CDW56THY	£19.00
Extra Drawer 477 x 505mm for Double Cabinet	CDW96THY	£19.00
Extra Galvanised Shelf 477 x 505mm for Single Cabinet	CSH56TGT	£12.00

Colour Options >>>

Please specify door colour when ordering by adding the colour code below. Body Colour is RAL 7035. Colours with BioCote® as standard.

Body Colour

Light Grey
RAL 7035 - GU

Door Colours

Light Grey
RAL 7035 - GU

Blue
RAL 5002 - CF

Red
RAL 3020 - RD

Green
RAL 6001 - PD

Dark Grey
BS 00A11 - HY

Yellow
RAL 1003 - YD

Burgundy
RAL 3002 - RM

At a glance >>>

Industrial Workstations

- Versatile workstations for the industrial environment
- Quality epoxy polyester coated steel construction
- Writing desk, cubby hole and lockable drawer
- Secure storage cupboard with 3-point locking
- *The rear panels for the Toolholder, Quality and Information workstations require on-site assembly



Manufactured in the UK



FREE Delivery within UK mainland*



Sloped top work surface




WWKGU
Standard Workstation

Lever arch storage with dry wipe magnetic board below



WQSGU
*File holder for 10 lever arch files

Secure 3-point locking



WISGU
*Dry wipe / magnetic message board

WTSQU
*Toolholder station

! DON'T FORGET
Specify your door colour when ordering!

OVERALL DIMENSIONS H x W x D (mm)	DESCRIPTION	REF	PRICE
1219 x 915 x 460	Standard Workstation	WWKGU--	£301.00
2000 x 915 x 460	Toolholder Workstation	WTSQU--	£390.00
2000 x 915 x 460	Quality Workstation	WQSGU--	£509.00
2000 x 915 x 460	Information Workstation	WISGU--	£398.00

Colour Options >>>

Body Colour Door Colours

Light Grey
RAL 7035 - GU

Light Grey
RAL 7035 - GU

Blue
RAL 5002 - CF

Red
RAL 3020 - RD

Green
RAL 6001 - PD

Dark Grey
BS 00A11 - HY

Please specify door colour when ordering by adding the colour code below. Body Colour is RAL 7035. Colours with BioCote® as standard.

At a glance >>>

Computer Workstations

- Secure IT storage for the industrial environment
- Quality epoxy polyester coated all steel construction
- Choice of designs for Standard or Flat Screen monitors
- Lockable monitor unit, keyboard unit and cupboards - supplied with 2 keys



Manufactured in the UK



FREE Delivery within UK mainland*

! DON'T FORGET
Specify your door colour when ordering!

Lockable compartments for monitor and printer



WTCGU

WORKSHOP EQUIPMENT



WFCGU



WLCGU



WCCGU



WSCGU

Lockable slide-out keyboard holder



Keyboard shelf extends out from behind a lockable drawer



Call for more info

The cupboard features a cable management system

DIMENSIONS H x W x D (mm)	DESCRIPTION	REF	PRICE
1042 x 655 x 526	Flat Top Compact Computer Workstation*	WFCGU--	£342.00
1200 x 915 x 475	Flat Top Computer Workstation*	WLCGU--	£419.00
1642 x 655 x 526	Flat Screen Compact Computer Workstation*	WCCGU--	£440.00
1642 x 655 x 526	Compact Computer Workstation*	WSCGU--	£467.00
1800 x 915 x 475	Tall Computer Workstation*	WTCGU--	£624.00

Colour Options >>>

Body Colour

Light Grey
RAL 7035 - GU

Door Colours

Light Grey
RAL 7035 - GU

Blue
RAL 5002 - CF

Red
RAL 3020 - RD

Green
RAL 6001 - PD

Dark Grey
BS 00A11 - HY

Please specify door colour when ordering by adding the colour code below. Body Colour is RAL 7035. Colours with BioCote® as standard.



Note

*Maximum keyboard clearance 45mm (drawer front drops down for use)

EASY ORDERING - See back page for details

At a glance >>>

Workstations

A range of simple and economic solutions to meet the needs of production, assembly, maintenance and despatch personnel

- Work surface max load capacity up to 300kg
- Upper shelf can carry up to 150kg
- Supplied as easy self-assembly kits
- All models feature 18mm chipboard working surfaces at 915mm height
- Only a rubber mallet is required to build up
- Upper shelves are 200mm deep



Manufactured in the UK



FREE Delivery within UK mainland*



Call for more info



! DON'T FORGET
Specify the frame colour when ordering!

Workstations Style C

- Large work surface with louvred panels at rear, containers and spigots are not included, top shelf at 1980mm height

DIMENSIONS W x D (mm)	REF*	PRICE
1500 x 750	JAWC7515RDGU	£189.00

HAVE YOU SEEN... ?

Plastic Storage Containers

Six sizes of container to fit louvre panels.



See Page 38

Colour Options >>>

Please specify frame colour when ordering. * RD in the references denotes RED uprights. Substitute GB for blue, GX for dark grey or GU for light grey

Beam Colour **Light Grey**

Frame Colours

Light Grey GU	Dark Grey GX	Red RD	Blue GB
------------------	-----------------	-------------------	------------



Workstations Style A

- Workstations with 2 upper shelves, operator can be seated, four generous sizes.

DIMENSIONS W x D (mm)	REF*	PRICE
1800 x 750	JAWA7518RDGU	£208.00
1800 x 900	JAWA9018RDGU	£219.00
2400 x 750	JAWA7524RDGU	£230.00
2400 x 900	JAWA9024RDGU	£256.00



Workstations Style B

- 2 upper shelves, full size undershelf for extra storage. Larger sizes make excellent packaging and despatch benches.

DIMENSIONS W x D (mm)	REF*	PRICE
1800 x 750	JAWB7518RDGU	£240.00
1800 x 900	JAWB9018RDGU	£255.00
2400 x 750	JAWB7524RDGU	£284.00
2400 x 900	JAWB9024RDGU	£301.00



Add-On Benches

- Useful extra working area, easily moved around as required, undershelf is ideal for tools, 914mm high.

DIMENSIONS W x D (mm)	REF*	PRICE
600 x 450	JAT6045RDGU	£57.00
600 x 600	JAT6060RDGU	£69.00
900 x 450	JAT9045RDGU	£74.00
900 x 600	JAT6090RDGU	£80.00

Work Benches

Simple to build general purpose benches offering value for money solutions throughout the workplace

- Bench height 928mm
- Supplied with metal footplates and full assembly instructions
- Available in 4 upright colours with Light Grey beams
- Available in 2 widths and 2 depths



Colour Options >>>

Please specify frame colour when ordering. * RD in the references denotes RED uprights. Substitute GB for blue, GX for dark grey or GU for light grey

Beam Colour Light Grey

Frame Colours



Benches Style B

- Full size undershelf for extra storage, undershelf height adjustable. 18mm FSC chipboard worktop and shelf.

DIMENSIONS W x D (mm)	REF*	PRICE
1800 x 750	JABB7518RDGU	£138.00
1800 x 900	JABB9018RDGU	£152.00
2400 x 750	JABB7524RDGU	£160.00
2400 x 900	JABB9024RDGU	£177.00



Benches Style B

- Full size undershelf for extra storage, undershelf height adjustable. Wipe clean melamine worktop and shelf.


DIMENSIONS W x D (mm)	REF*	PRICE
1800 x 750	JABB7518MRDGU	£178.00
1800 x 900	JABB9018MRDGU	£191.00
2400 x 750	JABB7524MRDGU	£225.00
2400 x 900	JABB9024MRDGU	£243.00



Benches Style C

- Bench with T-bar construction allows user to be seated or standing on either side of the bench. Wipe clean melamine worktop.

DIMENSIONS W x D (mm)	REF*	PRICE
1800 x 750	JABC7518MRDGU	£121.00
1800 x 900	JABC9018MRDGU	£150.00
2400 x 750	JABC7524MRDGU	£166.00
2400 x 900	JABC9024MRDGU	£158.00



285kg capacity

Benches Style C

- Bench with T-bar construction allows user to be seated or standing on either side of the bench. 18mm FSC chipboard worktop.

DIMENSIONS W x D (mm)	REF*	PRICE
1800 x 750	JABC7518RDGU	£94.00
1800 x 900	JABC9018RDGU	£101.00
2400 x 750	JABC7524RDGU	£110.00
2400 x 900	JABC9024RDGU	£115.00



Benches Style D

- Half depth lower shelf allows user to be seated and gives additional storage. 18mm FSC chipboard worktop and shelf.

DIMENSIONS W x D (mm)	REF*	PRICE
1800 x 750	JABD7518RDGU	£112.00
1800 x 900	JABD9018RDGU	£121.00
2400 x 750	JABD7524RDGU	£134.00
2400 x 900	JABD9024RDGU	£141.00



Lower shelves will carry a maximum UDL of 35kg

Benches Style E

- Two half depth lower shelves allow user to be seated whilst maximising storage. 18mm FSC chipboard worktop and shelf.

DIMENSIONS W x D (mm)	REF*	PRICE
1800 x 750	JABE7518RDGU	£150.00
1800 x 900	JABE9018RDGU	£162.00
2400 x 750	JABE7524RDGU	£177.00
2400 x 900	JABE9024RDGU	£191.00

At a glance >>>

Galvanised Shelving Bays

- Quick and easy boltless assembly

- PRE GALVATITE components provide additional corrosion resistance and have a hard-wearing industrial finish



Manufactured in the UK



FREE Delivery within UK mainland*

HAVE YOU SEEN... ?

Need to carry heavier loads?

See Page **34**

Tap together heavy duty shelving system



Standard Duty Galvanised shelving with steel shelves



Standard Duty Galvanised shelving with chipboard shelves



Heavy Duty Galvanised shelving with chipboard shelves

Standard Duty Galvanised Shelving

Choice of 18mm FSC certified chipboard shelves on j beams or galvatite shelves. Three of the galvatite steel shelves sit on j beams, the other two on adjustable shelf clips.

DIMENSIONS H x W x D (mm)	DESCRIPTION	SHELF LOAD	REF	PRICE
1981 x 900 x 300	5 Chipboard Levels on J Beams	360kg	ESX001CGS	£104.00
1981 x 900 x 300	5 Steel Decked Levels (3 on J Beams & 2 on Clips)	68kg	ESX001MGS	£102.00
1981 x 1200 x 300	5 Chipboard Levels on J Beams	350kg	ESX002CGS	£131.00
1981 x 900 x 450	5 Chipboard Levels on J Beams	320kg	ESX004CGS	£112.00
1981 x 900 x 450	5 Steel Decked Levels (3 on J Beams & 2 on Clips)	68kg	ESX004MGS	£117.00
1981 x 1200 x 450	5 Chipboard Levels on J Beams	320kg	ESX005CGS	£142.00

Extra Shelf Levels

DIMENSIONS H x W x D (mm)	DESCRIPTION	SHELF LOAD	REF	PRICE
900 x 300	Chipboard Deck on J Beams	360kg	ESX101CGS	£15.00
900 x 300	Shelf Panels on J Beams	68kg	ESX101MBGS	£18.00
900 x 300	Shelf Panels on Clips	68kg	ESX101MCGS	£9.00
1200 x 300	Chipboard Deck on J Beams	350kg	ESX102CGS	£20.00
900 x 450	Chipboard Deck on J Beams	320kg	ESX104CGS	£16.00
900 x 450	Shelf Panels on J Beams	68kg	ESX104MBGS	£22.00
900 x 450	Shelf Panels on Clips	68kg	ESX104MCGS	£11.00
1200 x 450	Chipboard Deck on J Beams	320kg	ESX105CGS	£22.00

Heavy Duty Galvanised Shelving

Three 18mm FSC certified chipboard shelves on galvatite channel beams.

DIMENSIONS H x W x D (mm)	DESCRIPTION	SHELF LOAD	REF	PRICE
1981 x 1500 x 450	3 Chipboard Levels on Channel Beams	510kg	ESX020CGS	£121.00
1981 x 1500 x 600	3 Chipboard Levels on J Beams	275kg	ESX021CGS	£131.00
1981 x 1800 x 600	3 Chipboard Levels on J Beams	365kg	ESX024CGS	£148.00
1981 x 2100 x 600	3 Chipboard Levels on J Beams	400kg	ESX027CGS	£160.00

Extra Shelf Levels

DIMENSIONS H x W x D (mm)	DESCRIPTION	SHELF LOAD	REF	PRICE
1500 x 450	Chipboard Deck on Channel Beams	510kg	ESX120CGS	£30.00
1500 x 600	Chipboard Deck on Channel Beams	275kg	ESX121CGS	£33.00
1800 x 600	Chipboard Deck on Channel Beams	365kg	ESX124CGS	£39.00
2100x600	Chipboard Deck on Channel Beams	400kg	ESX127CGS	£40.00

! DON'T FORGET

Specify your frame colour when ordering!

18mm chipboard shelving

Complete bays ready to build with containers



Manufactured in the UK



FREE Delivery within UK mainland*

Just Binning Bays

- Simple, quick and economic solution to the orderly storage of small parts
- Complete bays ready to build with 16 blue containers. Speed up item selection by separating the smallest components
- Five levels of 18mm chipboard shelving

DIMENSIONS H x W x D (mm)	SHELF LEVELS	REF	PRICE
1980 x 900 x 450	1	SPCB_GU	£355.00

Colour Options >>>

Please specify frame colour when ordering. * RD in the references below denotes RED uprights. Substitute GB for blue, GX for dark grey or GU for light grey.

Beam Colour Frame Colours

Light Grey

Light Grey
GU

Dark Grey
GX

Red
RD

Blue
GB

Archive Shelving Bays

JUST ARCHIVING is the cost effective solution to bulk storage of documents. These easy to assemble shelving bays come complete with archive boxes in 4 different profiles to meet most archiving requirements. Simple tap together assembly. Uprights finished in Red. Boxes are: 266H x 356W x 445D mm with internal dimensions of 254H x 330W x 407D mm.

Easy to assemble shelving bays come complete with archive boxes



30 Box Bay



35 Box Bay



70 Box Bay

Ideal solution for the bulk storage of documents

Archive Shelving Bays

DIMENSIONS H* x D x W (mm)	DESCRIPTION	BOXES STORED	SHELF LOAD	REF	PRICE
2050 x 450 x 1800	Complete Archive Bays	30	635kg	JAU30RDGU	£326.00
2270* x 900 x 1800		35	210kg	JAU35RDGU	£353.00
2050 x 450 x 1800		60	635kg	JAU60RDGU	£543.00
2270 x 900 x 1800		70	210kg	JAU70RDGU	£602.00

* Height to top of box

Extra Archive Box

DIMENSIONS H x D x W (mm)	DESCRIPTION	REF	PRICE
266 x 356 x 445	Extra Archive Box	FBFFAS005	£5.00

INDUSTRIAL SHELVING

Just Lever Arch File Bays

- Economic solution to keeping files tidy in the office
- Easy to assemble shelving bays complete with A4 or Foolscap file holders
- Choice of 20 or 50 file capacity bays

Three or six shelf unit supplied with file holders. Bays are available in a choice of upright colours with Light Grey beams.

! DON'T FORGET
Specify your frame colour when ordering!

Choice of 20 or 50 capacity bays

DIMENSIONS H x W x D (mm)	FILE TYPE	NUMBER OF FILES	REF	PRICE
915 x 1000 x 300	A4	20	20A4_GU	£119.00
915 x 1000 x 300	Foolscap	20	20FS_GU	£137.00
1980 x 1000 x 300	A4	50	50A4_GU	£248.00
2400 x 1000 x 300	Foolscap	50	50FS_GU	£272.00

NEW

Colour Options >>>

Please specify frame colour when ordering.
* RD in the references below denotes RED uprights. Substitute GB for blue, GX for dark grey or GU for light grey.

Beam Colour **Light Grey**

Frame Colours

Light Grey GU Dark Grey GX Red RD Blue GB



Just Lever Arch File Bays

It is essential that shelving exceeding a height to depth ratio of 4:1 to the top loaded shelf is adequately secured to the floor: fixings available; please ask.



At a glance >>>



Manufactured in the UK



FREE Delivery within UK mainland*


Wire Shelving

- Fully adaptable systems, offering a multitude of answers to a variety of storage problems
- Easy bolt free assembly
- Fully adjustable shelves
- UDL shelf loads for static shelving 300kg up to 1200W mm, 240kg
- over 1200W mm
- Open wire design increases airflow and reduces dust build-up
- A hardwearing, smooth, snag free finish. Strength with style and elegance

Strength with style and elegance



Available in 2 finishes - headwearing polished chrome for dry-store areas, or silver-grey antibacterial epoxy coating, suitable for cold rooms, freezers and other damp conditions



Easy bolt free assembly



Fully adjustable shelves

Castors

DESCRIPTION	REF	PRICE
75mm Unbraked Castor - Max Unit Load 210kg	R75UB	£8.00
75mm Braked Castor - Max Unit Load 210kg	R75BR	£9.00
100mm Unbraked Castor - Max Unit Load 240kg	R100UB	£9.00
100mm Braked Castor - Max Unit Load 240kg	R100BR	£10.00
120mm Unbraked Castor - Max Unit Load 300kg	R120UB	£10.00
120mm Braked Castor - Max Unit Load 300kg	R120BR	£12.00



Wire Shelving

Wire shelving bays can be assembled in minutes. Simply snap the plastic shelf support collars in position on the uprights, then drop the shelf over the uprights and press into place.

Open wire design increases airflow and reduces dust build-up



Castors available

4 Tier Perma Plus Antibacterial Epoxy Coated for Cold and Damp Conditions

DIMENSIONS H x W x D (mm)	STARTER BAY		EXTENSION BAY		EXTRA SHELF	
	REF	PRICE	REF	PRICE	REF	PRICE
1625 x 610 x 460	EPP40	£85.00	EPP40AO	£80.00	EPP1824	£14.00
1625 x 915 x 460	EPP44	£108.00	EPP44AO	£103.00	EPP1836	£20.00
1625 x 1220 x 460	EPP45	£131.00	EPP45AO	£126.00	EPP1848	£25.00
1625 x 1520 x 460	EPP46	£151.00	EPP46AO	£146.00	EPP1860	£30.00
1625 x 610 x 610	EPP47A	£105.00	EPP47AO	£100.00	EPP2424	£19.00
1625 x 915 x 610	EPP48	£124.00	EPP48AO	£119.00	EPP2436	£24.00
1625 x 1220 x 610	EPP49	£147.00	EPP49AO	£142.00	EPP2448	£29.00
1625 x 1520 x 610	EPP50	£173.00	EPP50AO	£169.00	EPP2460	£36.00

4 Tier Chrome Wire Shelving

DIMENSIONS H x W x D (mm)	STARTER BAY		EXTENSION BAY		EXTRA SHELF	
	REF	PRICE	REF	PRICE	REF	PRICE
1625 x 610 x 460	EC40	£82.00	EC40AO	£77.00	EC1824	£13.00
1625 x 915 x 460	EC44	£101.00	EC44AO	£97.00	EC1836	£18.00
1625 x 1220 x 460	EC45	£124.00	EC45AO	£119.00	EC1848	£24.00
1625 x 1520 x 460	EC46	£151.00	EC46AO	£146.00	EC1860	£30.00
1625 x 610 x 610	EC47A	£101.00	EC47AO	£97.00	EC2424	£18.00
1625 x 915 x 610	EC48	£128.00	EC48AO	£123.00	EC2436	£25.00
1625 x 1220 x 610	EC49	£147.00	EC49AO	£142.00	EC2448	£29.00
1625 x 1520 x 610	EC50	£173.00	EC50AO	£169.00	EC2460	£36.00

At a glance >>>

Standard Duty Shelving

- Simple, tap together, fully adjustable shelving for quick and economic storage solutions
- Take a standard bay and tailor it to your needs by adding shelf levels
- Just Shelving maximises the storage of archive boxes, box files, arch files and many packaged stock items
- 5 or 6 shelf units with 18mm chipboard decks
- Bays comprise 4 uprights, 5 or 6 shelf levels with J-beams, feet and assembly instructions
- Bays will be supplied with red uprights and light grey beams unless specified otherwise
- Maximum bay load for bays 1980mm high - 2000kg UDL, maximum bay load for bays over 1980mm high - 1500kg UDL



Manufactured in the UK



FREE Delivery within UK mainland*



INDUSTRIAL SHELVING



Express Delivery >>>

Need Standard Duty Shelving in a hurry?

Limited range of our standard duty shelving are available on a **3-5 day FREE DELIVERY*** for that quick turnaround. Light Grey uprights only.

*Maximum of 5 bays per order, postcode restrictions apply.

DIMENSIONS H x W x D (mm)	MAXIMUM SHELF LOAD	REF	PRICE
1980 x 900 x 300	360kg	EDSX001GUGU	£124.00
1980 x 1200 x 300	350kg	EDSX002GUGU	£155.00
1980 x 900 x 450	320kg	EDSX004GUGU	£130.00
1980 x 1200 x 450	350kg	EDSX005GUGU	£165.00

DIMENSIONS H x W x D (mm)	MAXIMUM SHELF LOAD	SHELVING BAY		EXTRA SHELF LEVEL		
		REF*	PRICE	SHELF LEVELS	REF	PRICE
1981 x 900 x 300	360kg	SX001RDGU	£124.00	5	SX101GU	£17.00
1981 x 1200 x 300	350kg	SX002RDGU	£155.00	5	SX102GU	£22.00
1981 x 1500 x 300	175kg	SX003RDGU	£170.00	5	SX103GU	£27.00
1981 x 900 x 380	300kg	SX192RDGU	£131.00	5	SX195GU	£19.00
1981 x 1200 x 380	350kg	SX193RDGU	£167.00	5	SX196GU	£29.00
1981 x 1500 x 380	175kg	SX194RDGU	£210.00	5	SX197GU	£30.00
1981 x 900 x 450	320kg	SX004RDGU	£130.00	5	SX104GU	£19.00
1981 x 1200 x 450	350kg	SX005RDGU	£165.00	5	SX105GU	£25.00
1981 x 1500 x 450	175kg	SX006RDGU	£191.00	5	SX106GU	£31.00
1981 x 900 x 600	180kg	SX007RDGU	£147.00	5	SX107GU	£22.00
1981 x 1200 x 600	200kg	SX019RDGU	£184.00	5	SX119GU	£29.00
1981 x 1200 x 900	75kg	JSD012	£202.00	5	JSEX1290	£33.00
1981 x 1500 x 600	175kg	SX008RDGU	£212.00	5	SX108GU	£35.00
1981 x 1500 x 900	104kg	SX011--GU	£273.00	5	JSEX1590	£47.00
2438 x 900 x 600	180kg	SX198RDGU	£150.00	5	SX107GU	£20.50
2438 x 1200 x 600	200kg	SX199RDGU	£187.00	5	SX119GU	£29.00
2438 x 1500 x 600	175kg	SX200RDGU	£215.00	5	SX108GU	£33.00
2438 x 900 x 300	360kg	JSD0014	£143.00	6	-	-
2438 x 900 x 450	320kg	JSD0015	£150.00	6	-	-
2438 x 1200 x 450	350kg	JSD0018	£192.00	6	-	-
2438 x 1200 x 600	200kg	JSD0019	£214.00	6	-	-
2438 x 1200 x 900	75kg	JSD0020	£238.00	6	-	-
2438 x 1500 x 300	175kg	JSD0021	£198.00	6	-	-
2438 x 1500 x 450	175kg	JSD0022	£222.00	6	-	-
2348 x 1500 x 900	104kg	JSD024	£323.00	6	-	-

Colour Options >>>

Please specify frame colour when ordering. * RD in the references below denotes RED uprights. Substitute GB for blue, GX for dark grey or GU for light grey.

Beam Colour **Light Grey**

Frame Colours



It's so quick & easy!

- Simple tap-together construction
- No fiddly nuts and bolts
- Bays assembled within ten minutes



Unpack and assemble the framework by simply tapping together...



...with the framework complete, just drop the shelves into position.

At a glance >>> Heavy Duty Shelving

- Strong and robust adjustable shelving for manufacturing, engineering and production environments
- Heavy duty design offers simple and fast assembly, giving you a quick solution to your storage needs
- A fast and economic solution to everyday storage and production problems
- Quickly and easily assembled, requiring only a rubber mallet
- Robust and colourful finishes suit any environment
- Wide range of depths and widths offer flexible and cost effective solutions
- Add extra shelves as required, or ask us to design a system which suits your specific needs
- Ask about our complete installation service



More sizes available
Call us for other sizes!

DIMENSIONS H x W x D (mm)	MAXIMUM SHELF LOAD	SHELVING BAY		EXTRA SHELF LEVEL	
		REF*	PRICE	REF	PRICE
1980 x 900 x 450	320kg	SX203RDGU	£119.00	SX207GU	£23.00
1980 x 900 x 600	180kg	SX204RDGU	£129.00	SX208GU	£27.00
1980 x 1200 x 450	350kg	SX201RDGU	£147.00	SX205GU	£33.00
1980 x 1200 x 600	200kg	SX202RDGU	£154.00	SX206GU	£35.00
1980 x 1500 x 450	510kg	SX020RDGU	£156.00	SX120GU	£39.00
1980 x 1500 x 600	275kg	SX021RDGU	£167.00	SX121GU	£44.00
1980 x 1500 x 900	104kg	SX022RDGU	£208.00	SX122GU	£49.00
1980 x 1800 x 450	635kg	SX023RDGU	£180.00	SX109GU	£44.00
1980 x 1800 x 600	365kg	SX024RDGU	£195.00	SX110GU	£48.00
1980 x 1800 x 900	210kg	SX025RDGU	£235.00	SX111GU	£59.00
1980 x 2100 x 450	650kg	SX026RDGU	£196.00	SX126GU	£48.00
1980 x 2100 x 600	400kg	SX027RDGU	£210.00	SX127GU	£54.00
1980 x 2100 x 900	210kg	SX028RDGU	£243.00	SX128GU	£67.00
1980 x 2400 x 450	600kg	SX029RDGU	£208.00	SX112GU	£53.00
1980 x 2400 x 600	445kg	SX013RDGU	£225.00	SX113GU	£58.00
1980 x 2400 x 900	210kg	SX014RDGU	£267.00	SX114GU	£73.00

* RD in the references above denotes RED uprights. Substitute GB for blue, GX for dark grey or GU for light grey

Connector Plates

Connector Plates are used to secure adjacent bays together. Four plates are needed to join two bays.

REF	PRICE
SXSRLGU	£1.50



Express Delivery >>>

Need Heavy Duty Shelving in a hurry?

Limited range of our Heavy Duty Shelving are available on a **3-5 day FREE DELIVERY*** for that quick turnaround. Light Grey uprights only.

* Maximum of 5 bays per order, postcode restrictions apply.

DIMENSIONS H x W x D (mm)	MAXIMUM SHELF LOAD	REF	PRICE
1980 x 1800 x 450	635kg	EDSX023GUGU	£180.00
1980 x 2100 x 450	650kg	EDSX026GUGU	£196.00
1980 x 2400 x 450	600kg	EDSX029GUGU	£208.00

At a glance >>>

Kanban Units

Cost effective solution for line and cell based manufacturing operations, where sloping shelves present containers for easy access and at the right height for operatives.

- Supplied ready for quick and easy boltless self assembly
- Choice of heights, widths and depths
- Painted upright and beams with heavy duty galvalite sloping panels
- Static bays carry up to 510kg, mobile unit 425kg uniformly distributed load
- Purchase plastic containers separately, see page 38
- Choose from different colours and sizes to meet your specific requirements
- Mobile version features braked wheels capable of carrying 425kg for smooth and easy movement of bays



FREE Delivery within UK mainland*



Manufactured in the UK



Mobile Units



INDUSTRIAL SHELVING



Mobile version features braked wheels capable of carrying 425kg for smooth and easy movement of bays

Mobile Units

DIMENSIONS H x W x D (mm)	LEVELS	REF	PRICE
1500 x 1200 x 600	5	JKM001_GU	£665.00
1500 x 1500 x 600	5	JKM002_GU	£760.00
1500 x 1800 x 600	5	JKM003_GU	£854.00
1500 x 1200 x 750	5	JKM004_GU	£710.00
1500 x 1500 x 750	5	JKM005_GU	£814.00
1500 x 1800 x 750	5	JKM006_GU	£917.00

Static Units

DIMENSIONS H x W x D (mm)	LEVELS	REF	PRICE
1500 x 1200 x 600	5	JKS007_GU	£459.00
1500 x 1500 x 600	5	JKS008_GU	£543.00
1500 x 1800 x 600	5	JKS009_GU	£625.00
1500 x 1200 x 750	5	JKS010_GU	£499.00
1500 x 1500 x 750	5	JKS011_GU	£591.00
1500 x 1800 x 750	5	JKS012_GU	£682.00
1800 x 1200 x 600	6	JKS001_GU	£539.00
1800 x 1500 x 600	6	JKS002_GU	£639.00
1800 x 1800 x 600	6	JKS003_GU	£738.00
1800 x 1200 x 750	6	JKS004_GU	£587.00
1800 x 1500 x 750	6	JKS005_GU	£697.00
1800 x 1800 x 750	6	JKS006_GU	£806.00



Static Units

EASY ORDERING - See back page for details

At a glance >>>

Louvre Panel Cupboards

- Lockable bin cupboard with internal louvre panel fitted at rear offering secure storage for valuable small parts.
- Cupboard comes complete with range of premium containers
- Choice of cupboard heights
- Choice of door colours
- Three point locking
- Vertical door stiffening for added strength
- Adjustable shelves on a 25mm vertical pitch
- Shelves carry a maximum of 78kg UDL
- Bin colours as illustrated
- Cupboard delivered fully assembled with containers separately

Colour Options >>>

Please specify door colour when ordering by adding the colour code below. Body Colour is RAL 7035. Colours with BioCote® as standard.

Body Colour

Light Grey
RAL 7035 - GU

Door Colours

Light Grey RAL 7035 - GU	Blue RAL 5002 - CF	Red RAL 3020 - RD
Green RAL 6001 - PD	Dark Grey BS00A11 - HY	Yellow RAL 1003 - YD
Burgundy RAL 3002 - RM	Electric Blue BS 20 E 51 - BX	



Handle designed for easier operation, allows door closing without the key

Three point locking as standard

BioCote® Paint Finish
Epoxy-polyester powder coat colours with BioCote® protection. BioCote® inhibits the growth of potentially lethal bacteria such as MRSA and E. Coli and reduces the risk of cross contamination making it ideal for hygiene sensitive areas.



Cupboard contains the following containers:

- CP1 100W x 50H x 90L mm Red 14
- CP2 102W x 75H x 165L mm Blue 21
- CP3 148W x 130H x 240L mm Green 10
- CP4 207W x 130H x 350L mm Yellow 8
- CP5 207W x 175H x 350L mm Red 4



Cupboard contains the following containers:

- CP1 100W x 50H x 90L mm Red 14
- CP2 102W x 75H x 165L mm Blue 21
- CP3 148W x 130H x 240L mm Green 10
- CP5 207W x 175H x 350L mm Red 4
- CP6 416W x 175H x 375L mm Green 4



Cupboard contains the following containers:

- CP1 100W x 50H x 90L mm Red 14
- CP2 102W x 75H x 165L mm Blue 21
- CP3 148W x 130H x 240L mm Green 10
- CP4 207W x 130H x 350L mm Yellow 4
- CP5 207W x 175H x 350L mm Red 4
- CP6 416W x 175H x 375L mm Green 2



Contains the following containers:

- CP1 100W x 50H x 90L mm Red 14
- CP2 102W x 75H x 165L mm Blue 21
- CP3 148W x 130H x 240L mm Green 10
- CP4 207W x 130H x 350L mm Yellow 4
- CP5 207W x 175H x 350L mm Red 4
- CP6 416W x 175H x 375L mm Green 2

Tall Double & Half Height Cupboard

TYPE	DIMENSIONS (H x W x Dmm)	DESCRIPTION	REF	PRICE
A	1820 x 915 x 505	Tall Double Cupboard, 2 Shelves	CK21961LGU-29S12	£664.00
B	1820 x 915 x 505	Tall Double Cupboard, 2 Shelves	CK41961LGU-29S12	£671.00
C	1820 x 915 x 505	Tall Double Cupboard, 1 Shelf	CK61961LGU-29S11	£647.00
D	1820 x 915 x 505	Tall Double Cupboard, 2 Shelves	CK11961LGU-29S12	£668.00
E	1820 x 915 x 505	Tall Double Cupboard, 2 Shelves	CK31961LGU-29S12	£678.00
F	1820 x 915 x 505	Tall Double Cupboard, 2 Shelves	CK51961LGU-29S12	£664.00
G	1820 x 915 x 505	Tall Double Cupboard, 1 Shelf	CK71961LGU-29S11	£636.00
H	1820 x 915 x 505	Tall Double Cupboard, 1 Shelf	CK91961LGU-29S11	£662.00
I	1820 x 915 x 505	Tall Double Cupboard, 1 Shelf	CK81961LGU-29S11	£658.00
J	984 x 915 x 505	Half Height Cupboard, 1 Shelf	CK1H961LGU-29S11	£432.00
K	984 x 915 x 505	Half Height Cupboard, NO Shelf	CK3H961LGU-29S00	£412.00
L	984 x 915 x 505	Half Height Cupboard, 1 Shelf	CK2H961LGU-29S11	£428.00
M	984 x 915 x 505	Half Height Cupboard, NO Shelf	CK4H961LGU-29S00	£430.00

HAVE YOU SEEN... ?

Heavy & Standard Duty Shelving See Pages 33-34

Simple, tap together, fully adjustable shelving for quick and economic storage solutions. Take a standard bay and tailor it to your needs by adding shelf levels.





- Contains the following containers:
- CP1 100W x 50H x 90L mm Red 14
 - CP2 102W x 75H x 165L mm Blue 28
 - CP3 148W x 130H x 240L mm Green 10
 - CP4 207W x 130H x 350L mm Yellow 4
 - CP5 207W x 175H x 350L mm Red 4
 - CP6 416W x 175H x 375L mm Green 2



- Contains the following containers:
- CP1 100W x 50H x 90L mm Red 14
 - CP2 102W x 75H x 165L mm Blue 21
 - CP3 148W x 130H x 240L mm Green 10
 - CP4 207W x 130H x 350L mm Yellow 4
 - CP6 416W x 175H x 375L mm Green 4



Tall double cupboard

Half height cupboard

Tall Double & Half Height Cupboard

DIMENSIONS (H x W x Dmm)	DESCRIPTION	REF	PRICE
1820 x 915 x 505	Tall Double Cupboard, 1 Shelf	C1961LGU--29511	£478.00
1820 x 915 x 505	Tall Double Cupboard, 2 Shelves	C1961LGU--29512	£499.00
984 x 915 x 505	Half Height Cupboard, 1 Shelf	CH961LGU--29511	£328.00
984 x 915 x 505	Half Height Cupboard, NO Shelf	CH961LGU--29500	£319.00

SMALL PARTS STORAGE



- Contains the following containers:
- CP1 100W x 50H x 90L mm Red 14
 - CP2 102W x 75H x 165L mm Blue 21
 - CP3 148W x 130H x 240L mm Green 15
 - CP5 207W x 175H x 350L mm Red 4
 - CP6 416W x 175H x 375L mm Green 2



- Contains the following containers:
- CP2 102W x 75H x 165L mm Blue 7
 - CP3 148W x 130H x 240L mm Green 15
 - CP4 207W x 130H x 350L mm Yellow 8
 - CP5 207W x 175H x 350L mm Red 8



- Contains the following containers:
- CP2 102W x 75H x 165L mm Blue 7
 - CP3 148W x 130H x 240L mm Green 15
 - CP4 207W x 130H x 350L mm Yellow 8
 - CP5 207W x 175H x 350L mm Red 4
 - CP6 416W x 175H x 375L mm Green 2

Half Height Cupboard



- Contains the following containers:
- CP1 100W x 50H x 90L mm Red 14
 - CP2 102W x 75H x 165L mm Blue 7
 - CP3 148W x 130H x 240L mm Green 5
 - CP5 207W x 175H x 350L mm Red 4
 - CP6 416W x 175H x 375L mm Green 2



- Contains the following containers:
- CP1 100W x 50H x 90L mm Red 14
 - CP2 102W x 75H x 165L mm Blue 14
 - CP3 148W x 130H x 240L mm Green 10
 - CP4 207W x 130H x 350L mm Yellow 4



- Contains the following containers:
- CP1 100W x 50H x 90L mm Red 14
 - CP2 102W x 75H x 165L mm Blue 7
 - CP3 148W x 130H x 240L mm Green 5
 - CP4 207W x 130H x 350L mm Yellow 4
 - CP5 207W x 175H x 350L mm Red 4



- Contains the following containers:
- CP1 100W x 50H x 90L mm Red 14
 - CP2 102W x 75H x 165L mm Blue 14
 - CP3 148W x 130H x 240L mm Green 5
 - CP4 207W x 130H x 350L mm Yellow 4
 - CP5 207W x 175H x 350L mm Red 4

EASY ORDERING - See back page for details

At a glance >>>

Containers

- Six sizes and four colours
- Tough co-polymer polypropylene
- Self stacking or fit to louvred panel
- Card insert labels included
- Tie Bars and dividers available
- Hygienic and non-toxic

Call for more info

DIMENSIONS H x W x D (mm)	DESCRIPTION	REF	PRICE
1 50 x 100 x 90	Pack of 20 Bins 100 Extra Labels	CP1X20 C1LX100	£14.00 £2.50
2 75 x 102 x 165	Pack of 20 Bins 100 Extra Labels	CP2X20 C26LX100	£24.50 £3.50
3 130 x 148 x 240	Pack of 20 Bins 100 Extra Labels	CP3X20 C345LX100	£55.00 £5.00
4 130 x 207 x 350	Pack of 10 Bins 100 Extra Labels	CP4X10 C345LX100	£56.00 £5.00
5 175 x 207 x 350	Pack of 10 Bins 100 Extra Labels	CP5X10 C345LX100	£71.00 £5.00
6 175 x 416 x 375	Pack of 5 Bins 100 Extra Labels	CP6X5 C26LX100	£63.00 £3.50

Colour Options >>>

Blue	Yellow
Red	Green



FREE Delivery within UK mainland*



Call for more info

Spigots

- Designed to carry awkward shaped items on louvred panels. Wire spigots manufactured from 5mm wire. Two types of welded spigots with 16swg plate and 16mm square tube or 12.7 dia. round tube




Wire Spigots

DESCRIPTION	UDL	REF	PRICE
125mm SINGLE PRONG	4kg	WRS1	£1.50
125mm DOUBLE PRONG	9kg	WRS2	£1.50



Welded Spigots

DIMENSIONS Dia. x L (mm)	UDL	REF	PRICE
16 x 150	5kg	WLS1	£3.00
16 x 300	10kg	WLS2	£3.50
12.7 x 150	3kg	WLS3	£3.00
12.7 x 300	9kg	WLS4	£3.50



Louvred Panels

- Strong steel pressings
- Full 9-size range
- Accepts all sizes of container
- Light grey stove enamelled
- Supplied in packs of two, for best protection in transit

DIMENSIONS W x H (mm)	REF	PRICE (PACK OF 2)
228 x 457	2LP0018X2	£18.00
228 x 914	2LP0036X2	£23.00
228 x 1676	2LP0066X2	£38.50
332 x 457	3LP0018X2	£24.50
332 x 914	3LP0036X2	£28.00
332 x 1676	3LP0066X2	£56.00
436 x 457	4LP0018X2	£24.00
436 x 914	4LP0036X2	£39.50
436 x 1676	4LP0066X2	£89.00

Container Accessories



Pack of 100

Retainer Clip

REF	NUMBER	PRICE
CRCX100	Pack of 100	£24.00



Pack of 10

Divider for Size 6 Bins

REF	NUMBER	PRICE
CDX10	Pack of 10	£22.50



Tie Bars

DESCRIPTION	REF	NUMBER	PRICE
Tie Bars for Size 5 Bins	CTBSX10	Pack of 10	£9.50
Tie Bars fFor Size 6 Bins	CTB6X5	Pack of 5	£7.50



Wall Mounting Bin Kit 1

- Two panel kit, for vertical or horizontal mounting
- 2 panels each 457H x 436Wmm
- 8 x CP1 yellow bins, 16 x CP2 red bins, 6 x CP3 yellow bins

For vertical or horizontal mounting

REF	PRICE
LPK1	£65.50



Freestanding Maxi Kit 3

- Professional storage for maintenance & manufacture
- Freestanding panel 871W x 1837Hmm
- 16 x CP1 yellow bins, 16 x CP2 blue bins,
- 18 x CP3 red bins, 8 x CP4 green bins,
- 8 x CP5 yellow bins, 2 x CP6 red bins

REF	PRICE
LPK3	£459.00



Double Sided Trolley Kit 4

- Mobile storage for tools & components
- Double sided trolley 457W x 1080Hmm
- 8 x CP1 yellow bins, 8 x CP2 blue bins,
- 6 x CP3 red bins, 4 x CP4 green bins,
- 2 x CP6 yellow bins

REF	PRICE
LPK4	£357.00



Freestanding Midi Kit 2

- A compact unit, to suit mechanical assembly work
- Freestanding panel 457W x 922Hmm
- 8 x CP2 yellow bins, 6 x CP3 red bins,
- 2 x CP4 blue bins

REF	PRICE
LPK2	£156.50

Freestanding Racks Without Containers

DIMENSIONS W x H (mm)	DESCRIPTION	REF	PRICE
457 x 1838	Single Sided	F5RS3GXGU	£190.00
871 x 1838	Single Sided	F5RS4GXGU	£252.50
457 x 1838	Double Sided	F5RD3GXGU	£282.00
871 x 1838	Double Sided	F5RD4GXGU	£397.00

Mobile Trolley Without Containers

DIMENSIONS W x H (mm)	REF	PRICE
457 x 1080	FT1GXGU	£282.50
877 x 1080	FT2GXGU	£311.00

Freestanding Racks Without Containers

DIMENSIONS W x H (mm)	DESCRIPTION	REF	PRICE
457 x 924	Single Sided	F5RS1GXGU	£119.00
871 x 924	Single Sided	F5RS2GXGU	£152.50
457 x 924	Double Sided	F5RD1GXGU	£181.00
871 x 924	Double Sided	F5RD2GXGU	£233.50



At a glance >>>

Robust Multi Purpose Construction System

- Simple and economic - cut and bolt together - no welding needed
- No painting or drilling required
- A versatile construction system: ideal for work benches, shelving, trolleys, partitions and framework



Manufactured in the UK



FREE Delivery within UK mainland*



Slotted Angle

Cold rolled mild steel, pierced on 3" pitch, phosphated, electrostatically sprayed and stove enamelled graphite grey.

DIMENSIONS	LENGTH	REF	PRICE
3" x 1 1/2" 14 SWG	12' 6"	E300125GX	£41.00
2 1/4" x 1 1/2" 14 SWG	10'	E22510GX	£23.00
2 1/4" x 1 1/2" 14 SWG	12'	E22512GX	£28.00
1 1/2" x 1 1/2" 14 SWG	10'	E15010GX	£18.50
1 1/2" x 1 1/2" 14 SWG	12'	E15012GX	£22.50



Cold rolled mild steel

1 1/2" x 1 1/2"

1 1/2" x 2 1/4"


1 1/2" x 3"



Slotted Strip

1 3/8" x 12 SWG steel for joining angle together.


DESCRIPTION	REF	PRICE
6' Grey	SFSGX	£8.00



Nuts & Bolts

Zinc passivated and lacquered.

DIMENSIONS	REF	PRICE
3/16" x 3/8"	NB56HH58ZG	£0.25
3/16" x 1/2"	NG56HH10ZG	£0.30



Heavy Duty Tension Plate

Heavy duty tension plate for use with 2 1/4" and 3" angle. Graphite Grey.

REF	PRICE
UCPHDGX	£2.25



Tension Plate

Tension plate for use with 1 1/2" angle. Galvanised.

REF	PRICE
ETPGT	£0.40

A
2 1/2" nylon wheel.
120 lbs per wheel load.

B
2 1/2" steel wheel.
160 lbs per wheel load.

C
5" rubber wheel.
130 lbs per wheel load.

PIC	FIXED		SWIVEL	
	REF	PRICE	REF	PRICE
A	CBF	£10.00	CBS	£12.50
B	CCF	£12.50	CCS	£15.00
C	CEF	£24.00	CES	£25.00



At a glance >>>

Square Tube

Simple, rapid assembly. Sketch your design, cut tube to length, and tap it together!



Manufactured in the UK



FREE Delivery within UK mainland*



Plain & Perforated Tube

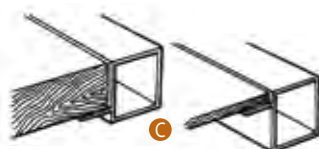
25mm plain square tube, also perforated one or two sides.



PIC	DESCRIPTION	REF	PRICE
A	Black Plain 3m Length	TSBK3	£18.00
A	Red Plain 3m Length	TSRD3	£18.50
A	Blue Plain 3m Length	TSBU3	£18.50
A	Natural Aluminium Plain 3m Length	TACA	£30.00
A	Light Grey Plain 3m Length	TSGU3	£18.50
A	Zinc Plated Plain 3m Length	TSZC3	£20.50
A	Black Aluminium Plain 3m Length	TABK	£34.00
B	Black Perf 1 Side 3m Length	TS1PBK	£28.00
B	Black Perf 2 Sides 3m Length	TS2PBK	£32.00

Single Finned Tube

25mm square extruded aluminium tube. The fin provides a support for either 15mm board or 6mm glass.




PIC	DESCRIPTION	REF	PRICE
C	Black Anodised 3m Length	TASUVBK	£44.00

Wheels & Castors



PIC	DESCRIPTION	REF	PRICE
D	Adjustable Black Foot including cap for steel	AFS	£3.00
D	Adjustable Black Foot including cap - for aluminium	AFP	£2.50
E	Metal Cap. Used as load bearing feet - 227kg each	ECM	£5.00
F	Plastic Cap black, for open ends of tube - 90kg each	ECP	£3.00
G	Light Duty Castor 50mm dia - 113kg for four	LDC	£12.00
H	Light Duty Wheel Expansion fitting - 160kg for four	LDW	£18.00
I	Light Duty Wheel with brake - 160kg for four	LDWB	£25.50

Tube Connecting Joints



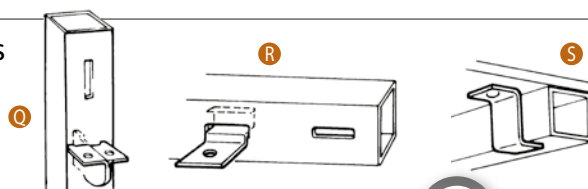
PIC	DESCRIPTION	REF	PRICE
G	2-Way	2WMBK	£5.50
H	3-Way	3WMBK	£7.00
J	3-Way Flat	3WFMBK	£7.00
K	4-Way	4WMBK	£8.00
L	4-Way Flat	4WFMBK	£8.00
M	5-Way	5WMBK	£9.50
N	6-Way	6WMBK	£10.50

Jig and Hammer



PIC	DESCRIPTION	REF	PRICE
O	Cutting Jig - assists in cutting of tube by hand saw	TJC	£8.50
P	Soft Faced Hammer - soft and hard plastic headed	HSF	£23.00

Clips



PIC	DESCRIPTION	REF	PRICE
Q	Adjustable Shelf Clip (Perf)	CSA/1	£1.50
R	Invisible Shelf Clip (Perf) - Hidden Support For 15mm Board	CI15/1	£0.50
S	Bench Or Trolley Cladding Clip	TCC/1	£1.00

i Items marked (PERF) are for use with perforated tube only

At a glance >>>

HTM71 Healthcare Storage Modules

Constructed specifically to accommodate medical trays and with a high load capacity of up to 120kg per bay, the HTM71 system is more than robust enough to exceed the requirements placed on it by today's demanding clinical environments.

Range of modules available in flat pack for easy storage and delivery. Bays accommodate a range of 600 x 400mm baskets.

- Modules are finished with Light Grey powder coating which incorporates BioCote® anti microbial silver-based technology
- Fully open units provide easy visibility to all items stored
- Open units make cleaning easier
- Rigid and shock-resistant baskets are capable of withstanding temperatures of up to 85°C and can accommodate a maximum load of 20kgs



1850h x 600w x 400d mm unit complete with 7 off 200h x 600w x 400d mm light blue baskets.

REF	PRICE
WSTKFSS64200GU	£511.00



1850h x 400w x 600d mm unit complete with 7 off 200h x 400w x 600d mm light blue baskets.

REF	PRICE
WSTKFSS46200GU	£516.00



1850h x 600w x 400d mm unit complete with 13 off 100h x 600w x 400d mm light blue baskets.

REF	PRICE
WSTKFSS64100GU	£791.00




1850h x 400w x 600d mm unit complete with 13 off 100h x 400w x 600d mm light blue baskets.

REF	PRICE
WSTKFSS46100GU	£801.00

Baskets

Basket dividers are either 100mm or 200mm high and clip onto the sides of the tray. 600mm long dividers are sub-divisible into 18 compartments on a 30mm pitch. 400mm long dividers are sub-divisible into 12 compartments on a 27mm pitch.



How to specify dividers for your baskets

All baskets use a simple clip-in comb divider system made up of 2 components, a 400mm and 600mm divider.

DIMENSIONS H (mm)	600mm WIDE DIVIDERS		400mm WIDE DIVIDERS	
	REF	PRICE	REF	PRICE
100	WSD600X100PB	£13.00	WSD400X100PB	£11.00
200	WSD600X200PB	£18.00	WSD400X200PB	£15.00

At a glance >>>

Stock Replenishment Trolley


Designed for ease-of-use and safe mobility on your shop floor and stockroom, this Retail Tray Storage Trolley system is the perfect storage solution for small and loose items.

It's ideal for point of sale changeovers, price change ticketing and efficient stock replenishment. Drastically reduce the number of trips between your stockroom and shop floor by simply wheeling this trolley to each display as and when required.

- Modules are finished with Light Grey powder coating which incorporates BioCote® anti-microbial silver-based technology
- Trolleys are highly manoeuvrable with four swivel castors, two fitted with brakes
- Units are 1900h x 400w x 600d mm
- Supplied flat pack for self assembly
- Trolley comes complete with 5 plastic storage boxes with lids, comprising;
 - 2 off 200h x 400w x 600d mm - capacity 32 litres,
 - 2 off 260h x 400w x 600d mm - capacity 45 litres,
 - 1 off 430h x 400w x 600d mm - capacity 80 litres



REF	PRICE
WSRTRKFS046348GU	£196.00



Highly manoeuvrable

Four swivel castors, two fitted with brakes

SHELVING SOLUTIONS



32 compartments



Fully adjustable shelving system



12 compartments

18 compartments

Stormor Bin Units

- Stable, strong and no sharp edges
- Closed sides and ends keep items neatly together
- Overall bay size 1850H x 900W x 300Dmm
- Shelves are pierced every 75mm to accept dividers

DIMENSIONS H x W x D (mm)	NO. OF CMPTS	STARTER BAY		EXTENSION BAY	
		REF	PRICE	REF	PRICE
300 x 450 x 300	12	SBU18593/12S	£176.00	SBU18593/12E	£153.00
300 x 300 x 300	18	SBU18593/18S	£194.00	SBU18593/18E	£173.00
225 x 225 x 300	32	SBU18593/32S	£247.00	SBU18593/32E	£226.00

Stormor Shelving

Stormor shelving is a fully adjustable, clipped, medium duty shelving system which offers the right solution - whatever the working environment.

Stormor shelving benefits from having accessories which are fully interchangeable - whatever the frame style. So if you choose a variety of different frame styles the accessories will fit across all bays giving you total versatility if your storage requirements change.

Choose from three frame styles (see below and pages 45-47) to match your storage requirement, then add accessories (see pages 48-49) to tailor the bay to your precise needs.



Stormor Mono

Cost effective fully adjustable shelving system. Stormor Mono uprights are open with horizontally braced frame and feature a smooth front edge with no sharp edges, so eliminating snagging when loading shelves.

Ideal for

- Archives • Storerooms • General Storage

See Page **45**



Stormor Solo

Solo shelving has single skin uprights. This offers a cost effective solution to everyday storage as well as being a quick and easy system to assemble.

Ideal for

- Archives • Stockrooms • Parts Storage

See Page **46**



Stormor Duo

Duo shelving with its double skin uprights allows the full shelf width to be used, with clear unimpeded access for easy insertion and removal of files.

Ideal for

- Office storage • On-shelf filing • Libraries

See Page **47**

Slim 20mm profile uprights combine with 25mm section shelves to be aesthetically pleasing and maximise available storage space.

Ideal for Archives, Storerooms & General Storage

Express Delivery >>>

Need Mono Shelving in a hurry?

1850H x 900W x 370D mm shelving with 4 shelves available as starter or extension bays on a **3-5 day delivery**.

* Maximum of 5 bays per order, postcode restrictions apply.

STARTER REF	PRICE
EDSZMSS0401809370GU	£76.00

EXTENSION REF	PRICE
EDSZMES0401809370GU	£54.00



For colour options
Call for more info



Easily Adjusted Shelves
Each shelf sits on 4 shelf clips that are easily re-locatable on the pierced frames.

Stormor Mono Shelving
It is essential that shelving exceeding a height to depth ratio of 4:1 to the top loaded shelf is adequately secured to the floor: fixings available; please ask.

Versatile and fully adjustable open upright shelving system. Ideal for general storage. The slim profile uprights and shelves are aesthetically pleasing making Stormor Mono shelving ideal for today's modern office and commercial environment.



Mono Shelving Starter and Extension bays make ordering easy. To create a run just order a Starter Bay and the correct number of Extensions Bays.

SHELVING SOLUTIONS

At a glance >>>

Stormor Mono Shelving

- Economic and fully adjustable, open upright shelving system - ideal for general purpose applications.
- All steel construction
- Supplied flat pack for easy assembly
- Easily adjustable shelves on 25mm pitch
- Up to 1,000kg capacity per shelving bay
- 70kg UDL shelf capacity
- 600mm deep bays and all 1250kg widebays have 45kg UDL Shelf Capacity
- BioCote® microbial paint finish



FREE Delivery within UK mainland*



Manufactured in the UK



FREE Site Survey & Design

More sizes available. Call us for other sizes!

Open Bays

Rear of bays are open with cross bracing. Extra shelves (sold separately) includes 4 shelf clips

SHELF DIMENSIONS W x D (mm)	BAY SIZE (mm)	STARTER BAY		EXTENSION BAY		EXTRA SHELF	
		REF	PRICE	REF	PRICE	REF	PRICE
1000 x 300	6 Shelf Unit Height 1850	SMM181300S6	£120.00	SMM181300E6	£95.00	SMS130	£10.00
1000 x 370		SMM181370S6	£130.00	SMM181370E6	£104.00	SMS137	£11.50
1000 x 450		SMM181450S6	£139.00	SMM181450E6	£114.00	SMS145	£13.00
1000 x 600		SMM181600S6	£158.00	SMM181600E6	£132.00	SMS160	£16.00
1000 x 300	6 Shelf Unit Height 2150	SMM211300S6	£143.00	SMM211300E6	£114.00	SMS130	£10.00
1000 x 370		SMM211370S6	£143.00	SMM211370E6	£114.00	SMS137	£11.50
1000 x 450		SMM211450S6	£153.00	SMM211450E6	£123.00	SMS145	£13.00
1000 x 600		SMM211600S6	£172.00	SMM211600E6	£142.00	SMS160	£16.00
1250 x 300	6 Shelf Unit Height 1850	SMM1812300S6	£137.00	SMM1812300E6	£112.00	SMS1230	£12.50
1250 x 370		SMM1812370S6	£149.00	SMM1812370E6	£124.00	SMS1237	£14.50
1250 x 450		SMM1812450S6	£161.00	SMM1812450E6	£136.00	SMS1245	£16.00
1250 x 300	6 Shelf Unit Height 2150	SMM2112300S6	£151.00	SMM2112300E6	£122.00	SMS1230	£12.50
1250 x 370		SMM2112370S6	£163.00	SMM2112370E6	£134.00	SMS1237	£14.50
1250 x 450		SMM2112450S6	£176.00	SMM2112450E6	£146.00	SMS1245	£16.00
1000 x 300	7 Shelf Unit Height 2450	SMM241300S7	£148.00	SMM241300E7	£117.00	SMS130	£10.00
1000 x 370		SMM241370S7	£159.00	SMM241370E7	£128.00	SMS137	£11.50
1000 x 450		SMM241450S7	£170.00	SMM241450E7	£138.00	SMS145	£13.00
1250 x 300	7 Shelf Unit Height 2450	SMM2412300S7	£168.00	SMM2412300E7	£137.00	SMS1230	£12.50
1250 x 370		SMM2412370S7	£182.00	SMM2412370E7	£151.00	SMS1237	£14.50
1250 x 450		SMM2412450S7	£196.00	SMM2412450E7	£164.00	SMS1245	£16.00

At a glance >>

Stormor Solo Shelving

- Economic and fully adjustable shelving system - ideal for general purpose applications
- All steel construction
- All bays are 1000mm wide (1022mm overall) and come as a KD kit complete with assembly instructions
- Easily adjustable shelves on 25mm pitch
- Up to 700kg capacity per shelving bay
- 70 kg UDL shelf capacity
- 600mm deep bays have 45kg UDL Shelf Capacity
- BioCote® microbial paint finish



Ideal for Archives, Stockrooms & Parts Storage

Clad Starter Bay

Open Extension Bay



For colour options

Call for more info

EXPRESS DELIVERY Express Delivery >>>

Need Solo Shelving in a hurry?

1850H x 900W x 370D mm shelving with 4 shelves available as starter or extension bays on a **3-5 Day delivery**.

*Maximum of 5 bays per order, postcode restrictions apply.

STARTER REF	PRICE
EDSZSS0401809370GU	£101.00

EXTENSION REF	PRICE
EDSZSE0401809370GU	£83.00

i Stormor Solo Shelving
It is essential that shelving exceeding a height to depth ratio of 4:1 to the top loaded shelf is adequately secured to the floor: fixings available; please ask.



Solo Shelving Starter and Extension bays make ordering easy. To create a run just order a Starter Bay and the correct number of Extensions Bays.

Cost effective fully adjustable single skin upright shelving system. Stormor Solo uprights are manufactured from one-piece steel and feature a delta front edge with no sharp edges, so eliminating snagging when loading shelves.



Slim 20mm profile uprights combine with 25mm section shelves to be aesthetically pleasing and maximise available storage space.

BAY DIMENSIONS H x W x D (mm)	OPEN BAYS Rear of bays are open with cross bracing				CLAD BAYS Rear of bays are solid clad				EXTRA SHELF Inc. 4 shelf clips	
	STARTER BAY		EXTENSION BAY		STARTER BAY		EXTENSION BAY		REF	PRICE
	REF	PRICE	REF	PRICE	REF	PRICE	REF	PRICE	REF	PRICE
1850 x 1000 x 300	SMS181300S6	£114.00	SMS181300E6	£91.00	SMS18130CS6	£154.00	SMS18130CE6	£131.00	SMS130	£10.00
1850 x 1000 x 370	SMS181370S6	£129.00	SMS181370E6	£103.00	SMS18137CS6	£170.00	SMS18137CE6	£143.00	SMS137	£11.50
1850 x 1000 x 450	SMS181450S6	£143.00	SMS181450E6	£114.00	SMS18145CS6	£183.00	SMS18145CE6	£155.00	SMS145	£13.00
1850 x 1000 x 600	SMS181600S6	£174.00	SMS181600E6	£186.00	SMS18160CS6	£214.00	SMS18160CE6	£179.00	SMS160	£16.00
1850 x 1250 x 300	SMS1812300S6	£131.00	SMS1812300E6	£108.00	SMS181230CS6	£178.00	SMS181230CE6	£155.00	SMS1230	£12.00
1850 x 1250 x 370	SMS1812370S6	£149.00	SMS1812370E6	£122.00	SMS181237CS6	£196.00	SMS181237CE6	£170.00	SMS1237	£14.50
1850 x 1250 x 450	SMS1812450S6	£165.00	SMS1812450E6	£136.00	SMS181245CS6	£212.00	SMS181245CE6	£184.00	SMS1245	£16.00
2150 x 1000 x 300	SMS211300S6	£123.00	SMS211300E6	£98.00	SMS21130CS6	£165.00	SMS21130CE6	£140.00	SMS130	£10.00
2150 x 1000 x 370	SMS211370S6	£140.00	SMS211370E6	£111.00	SMS21137CS6	£181.00	SMS21137CE6	£152.00	SMS137	£11.50
2150 x 1000 x 450	SMS211450S6	£154.00	SMS211450E6	£122.00	SMS21145CS6	£196.00	SMS21145CE6	£164.00	SMS145	£13.00
2150 x 1000 x 600	SMS211600S6	£187.00	SMS211600E6	£147.00	SMS21160CS6	£228.00	SMS21160CE6	£189.00	SMS160	£16.00
2150 x 1250 x 300	SMS2112300S6	£141.00	SMS2112300E6	£116.00	SMS211230CS6	£190.00	SMS211230CE6	£165.00	SMS1230	£12.00
2150 x 1250 x 370	SMS2112370S6	£160.00	SMS2112370E6	£128.00	SMS211237CS6	£208.00	SMS211237CE6	£180.00	SMS1237	£14.50
2150 x 1250 x 450	SMS2112450S6	£177.00	SMS2112450E6	£145.00	SMS211245CS6	£226.00	SMS211245CE6	£194.00	SMS1245	£16.00

Ideal for Office storage, On-shelf filing & Libraries



Duo Shelving Starter and Extension bays make ordering easy. To create a run just order a Starter Bay and the correct number of Extensions Bays.



370mm deep shelf accommodates standard lateral suspension files without the need for a cradle.



Stormor Duo Shelving

It is essential that shelving exceeding a height to depth ratio of 4:1 to the top loaded shelf is adequately secured to the floor: fixings available; please ask.

Ideal for commercial and professional archiving applications - aesthetically pleasing with clear entry and concealed clips. Satisfies the common requirements of PD5454:2012 - "Recommendations for the storage and exhibition of archival documents."

At a glance >>>

Stormor Duo Shelving

- Economic and fully adjustable shelving system - ideal for general purpose applications.
- All steel construction
- All bays are 1000mm clear between uprights (1042mm overall) and come as a KD kit complete with all necessary fixings and assembly instructions
- Easily adjustable shelves on 25mm pitch
- Up to 1,000kg capacity per shelving bay
- 70 kg Uniformly Distributed Load shelf capacity
- 600mm deep bays have 45 kg UDL Shelf Capacity
- BioCote® microbial paint finish



FREE Delivery within UK mainland*



Manufactured in the UK



FREE Site Survey & Design

BAY DIMENSIONS H (mm)	BAY DIMENSIONS W x D (mm)	OPEN BAYS Rear of bays are open with cross bracing				CLAD BAYS Rear of bays are solid clad				EXTRA SHELF Includes 4 shelf clips	
		STARTER BAY		EXTENSION BAY		STARTER BAY		EXTENSION BAY		EXTRA SHELF	
		REF	PRICE	REF	PRICE	REF	PRICE	REF	PRICE	REF	PRICE
6 SHELF UNIT 1850	1000 x 300	SMD181300S6	£143.00	SMD181300E6	£107.00	SMD18130CS6	£184.00	SMD18130CE6	£147.00	SMS130	£10.00
	1000 x 370	SMD181370S6	£164.00	SMD181370E6	£122.00	SMD18137CS6	£205.00	SMD18137CE6	£164.00	SMS137	£11.50
	1000 x 450	SMD181450S6	£182.00	SMD181450E6	£135.00	SMD18145CS6	£223.00	SMD18145CE6	£176.00	SMS145	£13.00
	1000 x 600	SMD181600S6	£226.00	SMD181600E6	£165.00	SMD18160CS6	£267.00	SMD18160CE6	£206.00	SMS160	£16.00
6 SHELF UNIT 2150	1000 x 300	SMD211300S6	£156.00	SMDD211300E6	£116.00	SMD21130CS6	£198.00	SMD21130CE6	£158.00	SMS130	£10.00
	1000 x 370	SMD211370S6	£179.00	SMDD211370E6	£132.00	SMD21137CS6	£220.00	SMD21137CE6	£173.00	SMS137	£11.50
	1000 x 450	SMD211450S6	£198.00	SMDD211450E6	£146.00	SMD21145CS6	£240.00	SMD21145CE6	£187.00	SMS145	£13.00
	1000 x 600	SMD211600S6	£245.00	SMD211600E6	£178.00	SMD21160CS6	£286.00	SMD21160CE6	£219.00	SMS160	£16.00

i Stormor Accessories

It is essential that shelving exceeding a height to depth ratio of 4:1 to the top loaded shelf is adequately secured to the floor: fixings available; please ask.

At a glance >>>

Stormor Accessories

- Our range of accessories is interchangeable between Mono, Solo and Duo systems, this makes the Stormor shelving range ideal for the creation of custom designed storage facilities
- Accessories can be easily retro-fitted allowing you to add to your shelving as your storage needs change



Manufactured in the UK



FREE Delivery within UK mainland*




Pull-out Drawers fitted onto telescopic arms



Bin Front 1

- When fitted, this prevents items falling off the front of the shelves. When used with dividers this forms compartments or bins.

DIMENSIONS H x W (mm)	REF	PRICE
25 x 1000	SZABF025F1000	£7.50
50 x 1000	SZABF050F1000	£8.00
75 x 1000	SZABF075F1000	£9.50
100 x 1000	SZABF100F1000	£10.00
LOCATION PLUG (2)	SZAPLUG	£0.50



Garment Hanging 2

- A system of rails and brackets which fit within the bay widths to allow for the hanging of garments. Rails can be repositioned as required.

DESCRIPTION	DIMENSIONS (mm)	REF	PRICE
RAIL	25 DIA x 1000 L	SZAGR25S1000	£5.00
SUPPORT CHANNEL	300 D	SZAHGHC300	£7.00
SUPPORT CHANNEL	450 D	SZAHGHC450	£9.00
SUPPORT CHANNEL	600 D	SZAHGHC600	£9.50



Tambour Door & Kit 3

Fits MONO and DUO only. Plastic Roller Shutter door. Open door does not protrude into aisle making tambours ideal for lockable storage in limited spaces.

DOOR HEIGHT (mm)	REF	PRICE
1850	SZADM1850T1000GU	£337.00
2150	SZADM2150T1000GU	£348.00

Tambour Door kit requires 2 flange shelf supports. Order separately to suit frame depth.

FRAME DEPTH (mm)	REF	PRICE
300	SZPSSF300GU	£2.00
370	SZPSSF370GU	£2.00
450	SZPSSF450GU	£2.00
600	SZPSSF600GU	£2.50

Pull-out Filing Cradle 4

Can accommodate A4 and foolscap top loaded suspension files. Cradle slides out on telescopic arms (fits 1000mm bays only).



DIMENSIONS SHELF DEPTH (mm)	REF	PRICE
370	SZAPOFC1-370	£118.00
450	SZAPOFC1-450	£138.00

Pull-out Shelf 5

Slides out from the bay on telescopic slides. Provides a flat and stable work surface within a storage bay (fits 1000mm bays only).



DIMENSIONS SHELF DEPTH (mm)	REF	PRICE
370	SZAPORS1-370	£102.00
450	SZAPORS1-450	£114.00

Pull-out Drawers 6

Fitted onto telescopic arms the pull-out drawer is available in 2 heights. Ideal for storage of cd's (fits 1000mm bays only).



DIMENSIONS H x D (mm)	REF	PRICE
100 x 370	SZAPOD100P370	£140.00
150 x 370	SZAPOD150P370	£141.00
150 x 450	SZAPOD150P450	£151.00

Undershelf Divider 7

Divider simply clips under the shelf to hold books or files upright. Divider can be repositioned as required.



DIMENSIONS SHELF DEPTH (mm)	REF	PRICE
270 - 320	SZAUUSD270-320	£8.50
350 - 400	SZAUUSD350-400	£9.00
450 - 500	SZAUUSD450-500ZC	£9.00

Plastic Drawer Units 8

Ideal for storage of small items. The drawers tilt on integrated back stops to allow for easy viewing and access.



DIMENSIONS H x W x D (mm)	REF	PRICE
128 x 138 x 281	SZADU1	£4.50
128 x 207 x 281	SZADU2	£6.50
128 x 138 x 431	SZADU3	£6.00

Part Height Divider 9

150mm high divider which slots into either the top or bottom of a shelf to provide storage sections or support for files.



DIMENSIONS H x D (mm)	REF	PRICE
150 x 300	SZDP300	£4.50
150 x 370	SZDP370	£5.00
150 x 450	SZDP450	£5.50
150 x 600	SZDP600	£6.50



Back Stop 10

- Zinc plated rod which fits across the rear of the bays to prevent items falling off the back.

DIMENSIONS (mm)	REF	PRICE
1000	SZABS004R1000	£3.50



Document Divider 11

Slim profile divider designed to be used with paper storage ensuring minimal wasted space on the shelf.

DIMENSIONS H x D (mm)	REF	PRICE
300 x 300	SZDF300300GU	£3.50
300 x 370	SZDF300370GU	£4.00
300 x 450	SZDF300450GU	£4.50
400 x 300	SZDF400300GU	£5.00
400 x 370	SZDF400370GU	£6.00
400 x 450	SZDF400450GU	£7.00
450 x 300	SZDF450300GU	£5.50
450 x 370	SZDF450370GU	£6.50
450 x 450	SZDF450450GU	£7.00



DIMENSIONS H x D (mm)	REF	PRICE
300 x 300	0300DF0300GU	£4.50
300 x 370	0300DF0370GU	£5.00
300 x 400	0300DF0400GU	£5.00
300 x 450	0300DF0450GU	£5.00
400 x 300	0400DF0300GU	£5.00
400 x 370	0400DF0370GU	£5.50
400 x 450	0400DF0450GU	£6.00
450 x 300	0450DF0300GU	£5.50
450 x 370	0450DF0370GU	£6.00
450 x 450	0450DF0450GU	£6.50

General Purpose Divider 12

Used to divide shelves horizontally into smaller storage compartments.

For sizes options





At a glance >>>

Euro Shelving

Heavy duty, fully adjustable steel shelving system offering simple and fast assembly. Shelves are located on clips which slot into the upright, creating an extremely rigid structure in which shelves can be re-positioned when required. With its modular design you can extend the shelving system at any time, to meet your future storage requirements.

- Easy clip together assembly
- Robust steel shelving designed to suit any working environment
- Each bay comes with 6 standard duty steel shelves
- UDL Shelf loads 300, 400 and 450d mm shelves - 160kg
- 600d mm shelf - 135kg
- Available as Open All Round or Fully Clad bays
- Comes with a wide range of accessories to allow you to tailor your shelving to meet your exact needs
- Ideal for general industrial use or commercial archive storage



Manufactured in the UK



FREE Delivery within UK mainland*



Safety

It is essential that shelving exceeding a height to depth ratio of 4:1 to the top loaded shelf is adequately secured to the floor: fixings available, please ask



Extra Bracing

Each brace assembly provides essential bracing for 12 bays of open shelving. Starter bays come complete with brace but extra braces are required if run exceeds 11 extension bays.

REF	PRICE
DCXB51000ZC	£14.00

Starter & Extension Bays

Each kit comprises of the correct number of frames, shelves, shelf clips, footplates, upright caps and bracing or cladding.

Extra Shelves (sold separately) include 4 shelf clips.

Open Bays - Side and rear of bays are open sided with cross bracing

BAY SIZE H x W x D (mm)	STARTER BAY		EXTENSION BAY		EXTRA SHELF	
	REF	PRICE	REF	PRICE	REF	PRICE
1800 x 1000 x 300	S618N0300N	£166.00	E618N0300N	£126.00	ES0300	£12.00
1800 x 1000 x 400	S618N0400N	£181.00	E618N0400N	£139.00	ES0400	£14.00
1800 x 1000 x 450	S618N0450N	£192.00	E618N0450N	£149.00	ES0450	£16.00
1800 x 1000 x 600	S618N0600N	£214.00	E618N0600N	£208.00	ES0600	£19.00
2100 x 1000 x 300	S6N0300N	£169.00	E6N0300N	£114.00	ES0300	£12.00
2100 x 1000 x 400	S6N0400N	£184.00	E6N0400N	£127.00	ES0400	£14.00
2100 x 1000 x 450	S6N0450N	£194.00	E6N0450N	£136.00	ES0450	£16.00
2100 x 1000 x 600	S6N0600N	£220.00	E6N0600N	£174.00	ES0600	£19.00

Clad Bays - Sides and rear of bays are solid clad

BAY SIZE H x W x D (mm)	STARTER BAY		EXTENSION BAY		EXTRA SHELF	
	REF	PRICE	REF	PRICE	REF	PRICE
1800 x 1000 x 300	S618C0300C	£228.00	E618C0300C	£173.00	ES0300	£12.00
1800 x 1000 x 400	S618C0400C	£247.00	E618C0400C	£188.00	ES0400	£14.00
1800 x 1000 x 450	S618C0450C	£264.00	E618C0450C	£201.00	ES0450	£16.00
1800 x 1000 x 600	S618C0600C	£299.00	E618C0600C	£228.00	ES0600	£19.00
2100 x 1000 x 300	S6C0300C	£227.00	E6C0300C	£183.00	ES0300	£12.00
2100 x 1000 x 400	S6C0400C	£247.00	E6C0400C	£187.00	ES0400	£14.00
2100 x 1000 x 450	S6C0450C	£262.00	E6C0450C	£197.00	ES0450	£16.00
2100 x 1000 x 600	S6C0600C	£312.00	E6C0600C	£238.00	ES0600	£19.00

At a glance >>>

Euro Accessories

- Our range of accessories are ideal for the creation of custom designed storage facilities
- Accessories can be easily retro-fitted allowing you to add to your shelving as your storage needs change



Manufactured in the UK



FREE Delivery within UK mainland

Part Height Divider

150mm high divider which slots into a shelf to provide storage sections or support for files.

DIMENSIONS H x D (mm)	REF	PRICE
300 x 150	0150DP0300GU	£4.00
450 x 150	0150DP0450GU	£4.00
600 x 150	0150DP0600GU	£5.00



Plastic Drawer Units

Ideal for the storage of small items. Available in 3 sizes, the drawers tilt on integrated back-stops to allow easy viewing and access.


DIMENSIONS H x W x D (mm)	REF	PRICE
128 x 138 x 281	DU1	£4.00
128 x 207 x 281	DU2	£6.00
128 x 138 x 431	DU3	£5.00



Bin Front

When fitted, this prevents items falling off the front of the shelves. When used with dividers this forms compartments or bins.

DIMENSIONS H x W (mm)	REF	PRICE
50 x 1000	0050BFF1000GU	£6.00
100 x 1000	0100BFF1000GU	£7.00



General Purpose Divider

Used to divide shelves horizontally into smaller storage compartments.

DIMENSIONS H x D (mm)	REF	PRICE
300 x 300	0300DF0300GU	£4.00
300 x 370	0300DF0370GU	£4.00
300 x 400	0300DF0400GU	£4.00
300 x 450	0300DF0450GU	£5.00
400 x 300	0400DF0300GU	£5.00
400 x 370	0400DF0370GU	£5.00
400 x 450	0400DF0450GU	£5.00
450 x 300	0450DF0300GU	£5.00
450 x 370	0450DF0370GU	£5.00
450 x 450	0450DF0450GU	£6.00

Pull-out Filing Cradle

Can accommodate A4 and foolscap top loaded suspension files. Cradle slides out on telescopic arms (fits 1000mm bays only).

DIMENSIONS D (mm)	REF	PRICE
450	EUP OFC1000450GU	£154.00
600	EUP OFC1000600GU	£155.00



Garment Hanging Support Bracket

Brackets which fit within the bay widths to allow rails for hanging of garments to be fitted. Rails can be repositioned as required.

TO SUIT BAY DEPTH (mm)	REF	PRICE
300D	GHSC12250300ZC	£10.00
400D	GHSC12250400ZC	£11.00
450D	GHSC12250450ZC	£12.00
600D	GHSC12250600ZC	£13.00

Garment Hanging Rail

Fits between 2 support brackets. Rails are 1000mm wide in a choice of 12.5 or 25mm diameter.

DIAMETER (mm)	REF	PRICE
12.5	SZAGR12S1000GS	£3.00
25	SZAGR25S1000GS	£4.00

Pull-out Shelf

Slides out from the bay on telescopic slides. Provides a flat and stable work surface within a storage bay (fits 1000mm bays only).

DIMENSIONS D (mm)	REF	PRICE
450	EUPORS1000450GU	£130.00
600	EUPORS1000600GU	£131.00



Pull-out Drawers

Fitted onto telescopic arms the pull-out drawer is ideal for storage of cd's (fits 1000mm bays only).

DIMENSIONS D x H (mm)	REF	PRICE
400 x 150	EUPOD1000400P150GU	£177.00
450 x 150	EUPOD1000450P150GU	£179.00
600 x 150	EUPOD1000600P150GU	£181.00



SHELVING SOLUTIONS



Automotive Parts Storage Solutions

NEW

Every motor trade application, from small service areas to complete parts distribution centres can benefit from our comprehensive range of Automotive Storage Solutions. Our broad range of products offer storage solutions for small parts, body panels, windscreens, tyres, exhausts and hazardous liquids.

Combining tried and tested products, with a number of specially designed components our range provides:

- Fast, easy access to tools and components, boosting productivity
- Effective stock control and monitoring
- Maximum use of available space, improving the working environment and reducing overheads





Shelving Projects - from initial design to completion

NEW

Delivering innovative storage solutions, small or large, across every environment.

From logistics to retail, distribution centres to high street, hospitals to schools and commercial offices to industrial premises and everything in between, we deliver projects to private and public sector customers throughout the UK.

Having specialised in the design, manufacture and installation of storage products for over 60 years our experience caters for any storage requirement whether large or small, including mobile, mezzanine and multi-tier applications.

Our experienced storage system designers follow SEMA guidelines to ensure safe and fit for purpose storage solutions that cater for our customers' needs.

Contact us to make an appointment or to discuss your requirements.

SHELVING SOLUTIONS



Trackless Medium Duty Mobile Storage System

Quick and easy to install our trackless mobile storage is a low maintenance storage solution with excellent space saving efficiency.

The trackless mobile can be installed with the minimum of disruption as it requires only one guide rail to be fixed along the rear of the system. Having only one fixed track, leaves clear unobstructed aisles, removing trip hazards and interference for trolleys or steps. There is also the added advantage that the lack of tracks helps the cleaning process, removing grooves and crevices that catch and hold debris. The trackless mobile system can be combined with other shelving systems to meet the exact needs for your storage requirement.

- A single guide rail is attached to the floor along the wall to guide the carriages in perfect alignment
- Mobiles are moved by rotating the hand wheels in the desired direction
- A choice of shelving systems are available to suit all environments including office, archive, museums or stockrooms
- Ease of accessibility for kick steps, platforms and access equipment encourages staff to comply with health and safety and manual handling regulations when accessing upper shelves
- Shelving can be locked in the closed position to restrict access and provide secure storage



A single track attached to the floor along the wall guides the carriages in perfect alignment



Mobiles run on non-marking, polyurethane-rimmed ball-bearing wheels



These examples are based on a nominal room size 5.5 x 4 metres. 28 four drawer filing cabinets would provide approximately 78 linear metres of filing.



Mobile shelving increases the filing capacity to 192 linear metres. When a document is required the particular shelving bay is identified and an adjacent aisle created by moving the mobile shelving units apart.



Alternatively Mobile shelving can reduce the space required for storage. Up to 50% of the floor space can be released for other uses when compared with filing cabinets and 38% more with static shelving.



Effective storage systems are designed to provide efficient storage and retrieval. That's why every mobile shelving system will give excellent accessibility, whilst maximising the use of floor space for storage.

Mobile shelving is effective in saving space, by eliminating the need for several access aisles. Because the shelving moves along floor tracks, the space for only one aisle is needed. When an item is required the particular shelving bay is identified and an adjacent aisle is created by moving the mobile shelving units apart. Mobile shelving is opened and closed by pull handles, hand operated mechanical systems or electric motors with push-button control. Roll-a-side mobile shelving is useful in small offices or awkwardly shaped areas, such as corridors or alcoves. Shelving is mounted on low-profile mobile bases and tracks and are simply rolled aside to reach the units behind.

SHELVING SOLUTIONS



At a glance >>>

Allows extra storage with no additional floor area

Office Solutions

With office space at a premium, the mobile will allow extra storage with no additional floor area needed.

Decorative front panels are available to tailor the system to match the surrounding environment.





Archive & Document Solutions

Mobile systems are ideal for sensitive or expensive items that are stored because the systems can be closed up or locked to restrict access.

Mobile Shelving system gives excellent accessibility, whilst maximising the available.

i Systems can be closed or locked to restrict access



Retail Solutions

Increase capacity or store the same goods in less space, freeing up space for the sales area.

Increase security by closing up and locking the mobile.



Industrial Mobile Solutions

Mobiles can accommodate any of our shelving systems.



With a choice of bespoke chassis sizes, these mobiles are ideal for heavier loads or for longer runs.



Longspan Garment Hanging

Garment Racking - modular, easily adjustable system, offering versatile storage for hanging garments. Ideal solution for retail, wholesale, distribution and e-fulfilment stock applications.

- The simple tap together design allows for easy dismantling, relocation or storage as stock requirements demand
- Beam positions can be quickly and efficiently adjusted on 50mm pitch to provide optimum garment storage combinations, adapting to suit your seasonal range change requirements
- Bays are finished with Light Grey uprights and beams
- Minimum 2 bay run required. Additional extension bays can be added to provide longer runs
- Beam levels are to be equally spaced in the frame height



DIMENSION H x W x D (mm)	DESCRIPTION	BEAM LEVELS	REF	PRICE
2400 x 1800 x 500	Initial 1 off Starter Bay and 1 off Extension Bay	2	GHB24185022BR	£391.00
2400 x 1800 x 500	Extension Bay	2	GHB24185022EB	£147.00
1800mm long	Additional Beam	-	LTB1800GW	£12.00
-	Beam Locking Clips TWO are required per beam	-	ZD	£0.06

SHELVING SOLUTIONS



Just Garment Hanging

- Simple beam and upright storage system makes it ideal for retail, stockrooms, laundry operations and workplace clothing storage
- Choice of double sided or single sided wall perimeter rails
- Rails easily adjusted to accommodate changing stock requirements
- Optional shelf available for double sided bays to provide further flexibility
- Uprights available in a choice of colours



Single Sided Perimeter Bay

Contains uprights, rails, footplates, end-caps and fixing brackets.

DIMENSION H x W x D (mm)	BEAM LEVELS	REF	PRICE
1980 x 1000 x 300	2	SX095__	£52.00
1980 x 1200 x 300	2	SX096__	£54.00
1980 x 1500 x 300	2	SX097__	£59.00
2400 x 1000 x 300	2	SX098__	£53.00
2400 x 1200 x 300	2	SX099__	£56.00
2400 x 1500 x 300	2	SX100__	£61.00
3000 x 1000 x 300	3	SX150__	£70.00
3000 x 1200 x 300	3	SX151__	£73.00
3000 x 1500 x 300	3	SX152__	£80.00

Double Sided Bay

Contains uprights, rails, footplates and endcaps.

DIMENSION H x W x D (mm)	BEAM LEVELS	REF	PRICE
980 x 1000 x 600	3	SX086__	£82.00
1980 x 1200 x 600	3	SX087__	£87.00
1980 x 1500 x 600	3	SX088__	£97.00
2400 x 1000 x 600	3	SX089__	£85.00
2400 x 1200 x 600	3	SX090__	£90.00
2400 x 1500 x 600	3	SX091__	£100.00
3000 x 1000 x 600	4	SX092__	£111.00
3000 x 1200 x 600	4	SX093__	£118.00
3000 x 1500 x 600	4	SX094__	£131.00

Colour Options >>>

Please specify frame colour when ordering. * RD in the references below denotes RED uprights. Substitute GB for blue, GX for dark grey or GU for light grey.

Beam Colour

Light Grey

Frame Colours

Light Grey GU

Dark Grey GX

Red RD

Blue GB

DIMENSION W x D (mm)	DESCRIPTION	REF	PRICE
1000 x 600		SX186	£24.00
1200 x 600	Optional Shelf - chipboard shelf for double sided bays. Two beams and chipboard.	SX187	£25.00
1500 x 600		SX188	£30.00
1000		ESXGHJB1000GU	£5.00
1200	Extra Rails - single for perimeter bay.	ESXGHJB1200GU	£6.00
1500		ESXGHJB1500GU	£7.00
1000		SX189	£15.00
1200	Extra Rails - Pair For Double Sided Bay.	SX190	£17.00
1500		SX191	£20.00



Safety

It is essential that shelving exceeding a height to depth ratio of 4:1 to the top loaded rail is adequately secured to the floor or if Single Sided, the wall. Fixings available, please ask.



Call for more info

Bolt free construction for simple, rapid assembly

i Easy Ordering
 Longspan Shelving Starter and Extension bays make ordering easy. To create a run just order a Starter Bay and the correct number of Extension Bays



Bolt free construction for simple, rapid assembly



Steel decks add greater strength and rigidity



Express Delivery >>>

<<< See inside front page for ordering info

Need Longspan shelving in a hurry?

A limited range of our Longspan shelving is available on a **3-5 day FREE DELIVERY** for that quick turnaround.

DIMENSIONS H x W x D (mm)	MAX SHELF LOAD	STARTER BAY		EXTENSION BAYS		EXTRA SHELF	
		REF	PRICE	REF	PRICE	REF	PRICE
1800 x 1800 x 450	780kg	LS1818452LSTGW3C	£252.00	LE1818452LSTGW3C	£206.00	LXL1818452LSTGW1C	£53.00
1800 x 2400 x 450	464kg	LS1824452LSTGW3C	£299.00	LE1824452LSTGW3C	£253.00	LXL1824452LSTGW1C	£69.00
1800 x 1800 x 600	397kg	LS1818602LSTGW3C	£269.00	LE1818602LSTGW3C	£220.00	LXL1818602LSTGW1C	£57.00
1800 x 2400 x 600	464kg	LS1824602LSTGW3C	£320.00	LE1824602LSTGW3C	£271.00	LXL1824602LSTGW1C	£74.00

At a glance >>>

Longspan Shelving

- Hand loaded, widespan heavy duty shelving system
- Unrestricted shelf levels allow for easy access
- Easy to install and adjust
- Bays are 1800mm and 2100mm high, supplied with 3 shelf levels
- Graphite grey steel uprights with galvatite braces and light grey beams
- Contains 2 frames (1 in an extension bay), feet, 3 pairs of beams, locking clips, decking material and where applicable wire beam ties



Manufactured in the UK



FREE Site Survey & Design



Installation Service Available



FREE Delivery within UK mainland



3-Shelf Longspan Kits With Chipboard Decks

DIMENSIONS H x L x D (mm)	SHELF LOAD (kg)	STARTER BAY		EXTENSION BAY		EXTRA SHELF	
		REF	PRICE	REF	PRICE	REF	PRICE
1800 x 1800 x 450	780	LS18418C	£235.00	LE18418C	£188.00	LL184C	£47.00
1800 x 2100 x 450	590	LS21418C	£256.00	LE21418C	£209.00	LL214C	£54.00
1800 x 2400 x 450	464	LS24418C	£277.00	LE24418C	£230.00	LL244C	£61.00
1800 x 1800 x 600	397	LS18618C	£246.00	LE18618C	£198.00	LL186C	£50.00
1800 x 2100 x 600	463	LS21618C	£269.00	LE21618C	£220.00	LL216C	£55.00
1800 x 2400 x 600	464	LS24618C	£291.00	LE24618C	£242.00	LL246C	£64.00
1800 x 1800 x 750	228	LS18718C	£265.00	LE18718C	£214.00	LL187C	£54.00
1800 x 2100 x 750	266	LS21718C	£289.00	LE21718C	£238.00	LL217C	£63.00
1800 x 2400 x 750	304	LS24718C	£314.00	LE24718C	£263.00	LL247C	£71.00
1800 x 1800 x 900*	345	LS18918C	£285.00	LE18918C	£233.00	LL189C	£60.00
1800 x 2100 x 900*	403	LS21918C	£312.00	LE21918C	£260.00	LL219C	£69.00
1800 x 2400 x 900*	460	LS24918C	£340.00	LE24918C	£287.00	LL249C	£78.00
2100 x 1800 x 450	780	LS18421C	£252.00	LE18421C	£197.00	LL184C	£47.00
2100 x 2100 x 450	590	LS21421C	£273.00	LE21421C	£218.00	LL214C	£54.00
2100 x 2400 x 450	464	LS24421C	£294.00	LE24421C	£239.00	LL244C	£61.00
2100 x 1800 x 600	397	LS18621C	£265.00	LE18621C	£207.00	LL186C	£50.00
2100 x 2100 x 600	463	LS21621C	£287.00	LE21621C	£229.00	LL216C	£55.00
2100 x 2400 x 600	464	LS24621C	£309.00	LE24621C	£251.00	LL246C	£64.00
2100 x 1800 x 750	228	LS18721C	£284.00	LE18721C	£224.00	LL187C	£54.00
2100 x 2100 x 750	266	LS21721C	£309.00	LE21721C	£248.00	LL217C	£63.00
2100 x 2400 x 750	304	LS24721C	£333.00	LE24721C	£272.00	LL247C	£71.00
2100 x 1800 x 900*	345	LS18921C	£306.00	LE18921C	£243.00	LL189C	£60.00
2100 x 2100 x 900*	403	LS21921C	£333.00	LE21921C	£270.00	LL219C	£69.00
2100 x 2400 x 900*	460	LS24921C	£360.00	LE24921C	£297.00	LL249C	£78.00

*25mm chipboard (chipboard stands proud of the beam by 7mm). All other bays are supplied with 18mm chipboard.

3-Shelf Longspan Kits With Galvanised Steel Decks

DIMENSIONS H x L x D (mm)	SHELF LOAD (kg)	STARTER BAY		EXTENSION BAY		EXTRA SHELF	
		REF	PRICE	REF	PRICE	REF	PRICE
1800 x 1800 x 450	379	LS18418F	£324.00	LE18418F	£278.00	LL184F	£77.00
1800 x 2100 x 450	596	LS21418F	£408.00	LE21418F	£361.00	LL214F	£99.00
1800 x 2400 x 450	469	LS24418F	£454.00	LE24418F	£407.00	LL244F	£120.00
1800 x 1800 x 600	379	LS18618F	£330.00	LE18618F	£281.00	LL186F	£77.00
1800 x 2100 x 600	596	LS21618F	£413.00	LE21618F	£364.00	LL216F	£105.00
1800 x 2400 x 600	469	LS24618F	£458.00	LE24618F	£410.00	LL246F	£120.00
1800 x 1800 x 750	379	LS18718F	£352.00	LE18718F	£301.00	LL187F	£83.00
1800 x 2100 x 750	596	LS21718F	£438.00	LE21718F	£388.00	LL217F	£112.00
1800 x 2400 x 750	469	LS24718F	£487.00	LE24718F	£436.00	LL247F	£128.00
1800 x 1800 x 900	379	LS18918F	£374.00	LE18918F	£321.00	LL189F	£89.00
1800 x 2100 x 900	596	LS21918F	£463.00	LE21918F	£410.00	LL219F	£119.00
1800 x 2400 x 900	469	LS24918F	£515.00	LE24918F	£462.00	LL249F	£137.00
2100 x 1800 x 450	379	LS18421F	£342.00	LE18421F	£286.00	LL184F	£77.00
2100 x 2100 x 450	596	LS21421F	£426.00	LE21421F	£370.00	LL214F	£99.00
2100 x 2400 x 450	469	LS24421F	£471.00	LE24421F	£416.00	LL244F	£120.00
2100 x 1800 x 600	379	LS18621F	£348.00	LE18621F	£290.00	LL186F	£77.00
2100 x 2100 x 600	596	LS21621F	£431.00	LE21621F	£373.00	LL216F	£105.00
2100 x 2400 x 600	469	LS24621F	£477.00	LE24621F	£419.00	LL246F	£120.00
2100 x 1800 x 750	379	LS18721F	£372.00	LE18721F	£311.00	LL187F	£83.00
2100 x 2100 x 750	596	LS21721F	£458.00	LE21721F	£397.00	LL217F	£112.00
2100 x 2400 x 750	469	LS24721F	£507.00	LE24721F	£446.00	LL247F	£128.00
2100 x 1800 x 900	379	LS18921F	£394.00	LE18921F	£331.00	LL189F	£89.00
2100 x 2100 x 900	596	LS21921F	£483.00	LE21921F	£421.00	LL219F	£119.00
2100 x 2400 x 900	469	LS24921F	£535.00	LE24921F	£472.00	LL249F	£137.00

i **Safety**

It is essential that shelving exceeding a height to depth ratio of 4:1 to the top loaded shelf is adequately secured to the floor, fixings available, please ask



At a glance >>>

Adjustable Pallet Racking

- Simple and quick to install using standard tools
- Frames are pierced on a 75mm pitch to allow for positioning of beams
- Beam loads are 2000kg per pair, uniformly distributed load
- Graphite grey uprights, galvanised braces and high visibility yellow finish beams



Manufactured in the UK



FREE Site Survey & Design



Installation Service Available



Rack Inspection & Repair Service



FREE Delivery within UK mainland*

Extra Level, 1 Pair of Beams & Clips

DIMENSIONS W x D (mm)	REF	PRICE
2250 x 900	PL229	£86.00
2250 x 1100	PL2211	£86.00
2700 x 900	PL279	£118.00
2700 x 1100	PL2711	£118.00

Galvanised Steel Decking

DIMENSIONS W x D (mm)	CAPACITY UDL (kg)	REF	PRICE
2250 x 900	2000	PSL2290	£241.00
2250 x 1100	2000	PSL2211	£281.00
2700 x 900	2000	PSL2790	£138.00
2700 x 1100	2000	PSL2711	£210.00

i **Racking**
 For 1000 deep pallets use 900 deep racking. For 1200 deep pallets use 1100 deep racking



i **Safety**
 All bays must be securely floor fixed - customers must ensure that existing floors are suitable for the loads imposed upon them

Simple and quick to install using standard tools



Coil Cradle

Spans beams to provide location and support for coiled materials. 900mm deep cradles carry 707kg UDL, 1100mm deep 578kg UDL.

DESCRIPTION	REF	PRICE
For 900mm Deep Frame	CC0900YQ	£68.80
For 1100mm Deep Frame	CC1100YQ	£80.00



Fork Spacers

Used in pairs across beams, to provide 105mm high fork entry space. 2000kg UDL per pair.

DESCRIPTION	REF	PRICE
For 900mm Deep Frame	FS0900MYQ	£22.00
For 1100mm Deep Frame	FS1100MYQ	£26.00

2250mm Wide Bays

Carries two 1000mm wide x 1000 or 1200mm deep pallets

DIMENSIONS H x W x D (mm)	BEAM LEVELS	STARTER BAY		EXTENSION BAY	
		REF	PRICE	REF	PRICE
3000 x 2250 x 900	2	PS22930	£434.00	PE22930	£305.00
4800 x 2250 x 900	3	PS22948	£634.00	PE22948	£448.00
6000 x 2250 x 900	4	PS22960	£796.00	PE22960	£572.00
3000 x 2250 x 1100	2	PS221130	£442.00	PE221130	£309.00
4800 x 2250 x 1100	3	PS221148	£645.00	PE221148	£454.00
6000 x 2250 x 1100	4	PS221160	£809.00	PE221160	£579.00

2700mm Wide Bays

Carries two 1200mm wide x 1000 or 1200mm deep pallets

DIMENSIONS H x W x D (mm)	BEAM LEVELS	STARTER BAY		EXTENSION BAY	
		REF	PRICE	REF	PRICE
3000 x 2700 x 900	2	PS27930	£497.00	PE27930	£369.00
4800 x 2700 x 900	3	PS27948	£729.00	PE27948	£543.00
6000 x 2700 x 900	4	PS27960	£923.00	PE27960	£699.00
3000 x 2700 x 1100	2	PS271130	£505.00	PE271130	£372.00
4800 x 2700 x 1100	3	PS271148	£740.00	PE271148	£549.00
6000 x 2700 x 1100	4	PS271160	£936.00	PE271160	£705.00



'U' shaped protector

'L' shaped protector

At a glance >>>

Rack End Protection Kits

- Modular barrier system for protection against forklift truck damage
- Kits contain two protectors, a sigma rail and all fixings

For protection against forklift damage

Dimensions W (mm)	U TYPE		L TYPE	
	REF	PRICE	REF	PRICE
930	SSSURPK930YQ	£145.00	SSSLRPK930YQ	£147.00
1130	SSSURPK1130YQ	£148.00	SSSLRPK1130YQ	£150.00
2030	SSSURPK2030YQ	£159.00	SSSLRPK2030YQ	£161.00
2430	SSSURPK2430YQ	£164.00	SSSLRPK2430YQ	£166.00




'U' shaped protector gives 3-way protection to the upright

'L' shaped protector provides greater clearance from end of rack

Upright Protectors

- Protects bottom of pallet racking uprights from accidental damage
- 4 fixings per protector required (sold individually)

DESCRIPTION	REF	PRICE
U TYPE PROTECTOR, 400mm HIGH	UP400YQ	£45.00
L TYPE UPRIGHT PROTECTOR, 400mm HIGH	UPRA400YQ	£46.00
FIXINGS FOR U & L TYPE PROTECTOR	FAS1515	£4.00



800mm high double rail barrier

400mm high single rail barrier

Barrier Kits

- Sigma rail barrier system for walkways
- Choice of 800mm high double barrier or 400mm high single rail barrier
- Rail is 165 x 40mm and manufactured from 4mm steel
- Uprights are manufactured from 90 x 50 x 3.6mm hollow steel section, powder coated yellow with a plastic cap to top of post
- Baseplates are 200 x 200mm with 3 pre-drilled holes
- Kits are supplied with black plastic end caps and floor fixings

Single Rail Barrier Kits

DIMENSIONS BARRIER H x W (mm)	STARTER BARRIER		EXTENSION BARRIER	
	REF	PRICE EACH	REF	PRICE
930	SSSBRLZD930SYQ	£144.00	SSSBRLZD930EYQ	£82.00
1130	SSSBRLZD1130SYQ	£147.00	SSSBRLZD1130EYQ	£85.00
2030	SSSBRLZD2030SYQ	£158.00	SSSBRLZD2030EYQ	£96.00
2430	SSSBRLZD2430SYQ	£163.00	SSSBRLZD2430EYQ	£101.00

Double Rail Barrier Kits

DIMENSIONS BARRIER H x W (mm)	STARTER BARRIER		EXTENSION BARRIER	
	REF	PRICE EACH	REF	PRICE
930	SSSBRHZD930SYQ	£234.00	SSSBRHZD930EYQ	£137.00
1130	SSSBRHZD1130SYQ	£239.00	SSSBRHZD1130EYQ	£142.00
2030	SSSBRHZD2030SYQ	£262.00	SSSBRHZD2030EYQ	£165.00
2430	SSSBRHZD2430SYQ	£272.00	SSSBRHZD2430EYQ	£175.00

HAVE YOU SEEN... ?

Wide Aisle Standard Pallet Racking

Easily installed, cost effective and versatile.



See Page 66

Call for more info

Steel with foam inserts



Upright Protector Channel Kit

Designed to protect the lower section of uprights against accidental forklift truck collision damage. Steel with foam inserts the Column Protector is secured to the upright.

DIMENSIONS H (mm)	REF	PRICE
425	UPC0425YQ	£27.00
650	UPC0650YQ	£33.00
950	UPC0950YQ	£43.00

At a glance >>>

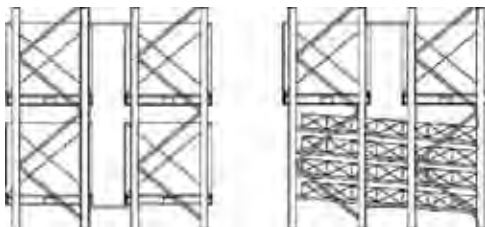
Carton Versi Flow

The perfect solution for FIFO picking of carton and totes of varying sizes and weights. The 50mm wheel pitch gives total flexibility of product size from as little as 120mm square, no fixed box sizes required! The robust construction allows for load capacity as much as 1500kgs per level with no intermediate support.

- Carton Versi Flow is an economical and versatile product maximising storage capacity whilst providing greater ease and speed of picking for carton and totes
- Ideal for retro-fitting in all existing racking structures
- Easy to fit, no tools required
- Levels supplied with full width mounting brackets suitable for most racking beams



Small investment for many benefits
= Fast return on investment



Before

After



Full Length Guide

Entry Guide



PALLET RACKING & WAREHOUSING



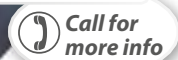
Suitable for storing boxes, pallets, picking areas

Easyshef Wire Decking

- Fully supported - minimum deflection
- Easy to install: No fixing required
- Strong, durable and maintenance free
- Increases lighting capacity
- Keeps dust levels down to a minimum
- Preferred by Insurance companies



For prices for Rack Guardian Anti-Collapse



Rack Guardian Anti-Collapse

- Retro-fitted or as new installation
- Compatible with all makes of racking
- 8 x panel modular system
- 6 x bracket options
- Constructed from 19mm box section frame with 3mm wire

EASY ORDERING - See back page for details



Full installation service available

For prices of Location Labels

Call for more info

Location Labels

- Custom made location labels
- High quality full colour laser print
- Encapsulated plastic labels available
- Can display arrows, barcodes or check digits
- Full installation service available
- Freezer adhesive available
- 10 Year Guarantee on premium labels



Label Tiles

- Quick to install
- Convenient
- High contrast colour scheme
- Available in 6 sizes
- Supplied in sheets of single characters


HAVE YOU SEEN... ?

Drive-In Pallet Racking

See Page 68

Using minimal space for access aisles and lanes, Drive-in racking provides a high-density and very space-efficient bulk storage system.

At a glance >>> Warehouse Safety Netting



For prices of Safety Netting

Call for more info

Fast installation

Back of Rack Safety Netting

- Prevents accidents and stock damage
- Can withstand a full pallet impact at 1000kg
- Available in a choice of 6 colours
- Faster installation than traditional methods
- For new installations or can be retro-fitted



Pallet Nets

- Re-useable
- No need for pallet wrap
- Reduces packaging costs
- Bungee chord base rope
- Available in Euro and Standard Pallet sizes
- Environmentally Friendly

No need for pallet wrap

DIMENSIONS	REF	PRICE
Pallet Net for Euro Pallet	PNE	£57.00
Pallet Net for Standard Pallet	PNS	£61.00

At a glance >>>

Warehouse Identification

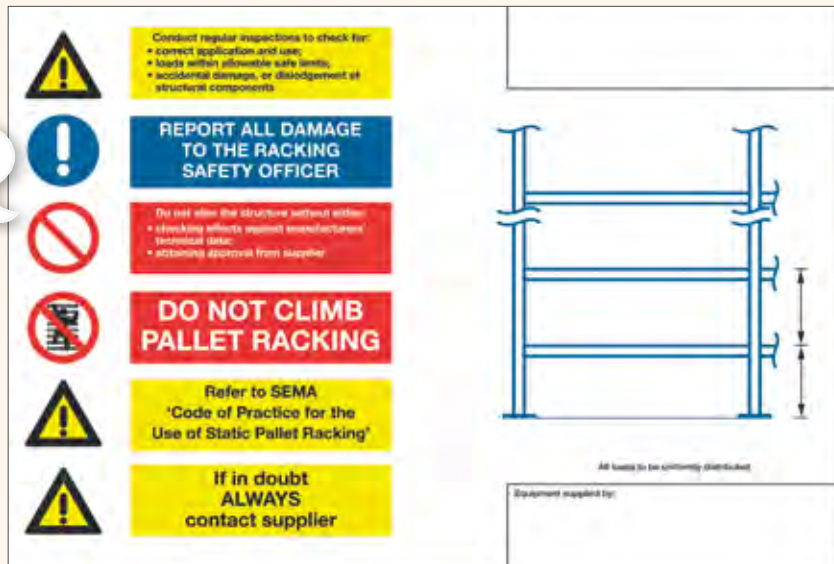
Load Notices

- 450 x 320mm colour sign
- Durable plastic backing
- Blank notices also available
- Fully compliant with SEMA guidelines
- 8 designs to choose from

For A4 & A5 sizes


 **Call for more info**

PACK	REF	PRICE
Pallet Racking	LOAD1	£8.50
Shelving	LOAD2	£8.50
Drive In	LOAD3	£8.50
Cantilever	LOAD4	£8.50
Mezzanine	LOAD5	£8.50
Pushback	LOAD6	£8.50
Mobile Pallet Racking	LOAD7	£8.50
Mobile Shelving	LOAD8	£8.50



SWL Labels

- For racking and shelving
- Self adhesive or magnetic
- Black print on yellow/white/red

 Minimum order £25.00

DIMENSIONS H x W (mm)	ADHESIVE		MAGNETIC	
	REF	PRICE EACH	REF	PRICE EACH
20 x 150	SWL01	£1.00	SWLM01	£1.50
30 x 200	SWL02	£1.50	SWLM02	£2.00
60 x 300	SWL03	£2.50	SWLM03	£3.00
90 x 300	SWL04	£3.00	SWLM04	£4.50



Label Holders

- Clear and tidy identification
- Provides flexibility with label positioning
- Stock item available in 5 different sizes
- Permanent adhesive
- Other sizes and colours are available on request

 **Call for more info**




DIMENSIONS H x W (mm)	PACK	REF	PRICE
17 x 100	100	LH17100100	£90.00
17 x 1000	25	LH171000025	£76.00
26 x 100	100	LH26100100	£45.00
26 x 200	50	LH26200050	£42.00
26 x 1000	25	LH26100025	£61.00
39 x 100	100	LH39100100	£54.00
39 x 200	50	LH39200050	£43.00
39 x 1000	25	LH39100025	£64.00
52 x 100	100	LH52100100	£62.00
52 x 200	50	LH52200050	£59.00
52 x 1000	25	LH52100025	£94.00
76 x 100	100	LH76100100	£82.00
76 x 200	50	LH720050	£81.00
76 x 1000	25	LH76100025	£108.00

HAVE YOU SEEN... ?

Stormor Shelving See Page 43

Versatile fully adjustable, clipped, medium duty shelving system having a wide range of accessories.

Delivering the right storage solution for your business

All pallet racking systems need to be designed to accommodate the type of handling equipment used and the load capacity required. We can work with you and advise you every step of the way to ensure you have the pallet racking solution you require.

The following pages show a selection of the options that we can design and install for you. We will help you select the right type of racking dependent on the following considerations:-

- The type of goods you store
- The amount of floor space available for the racking installation
- The speed of throughput
- The type of handling equipment used

 **Call for more info**

We understand that each client comes with different requirements and this is why we work closely with you to design the system that works best for you and provides you with optimum storage that is both manageable and cost-effective.

We are on hand to be able to advise you on the best type of pallet racking to meet your needs based on your individual business model and the existing handling equipment and facilities you have.



Manufactured in the UK



FREE Site Survey & Design



Installation Service Available



Rack Inspection & Repair Service



Installation

We have a network of installation teams situated throughout the UK and provide our clients with prompt installation of our pallet racking systems to ensure minimal disruption to the day to day output of your business.



Wide Aisle Standard Pallet Racking

Easily installed, cost effective and versatile, adjustable beam racking is the most widely used of pallet storage systems and allows 100% direct access to each pallet stored.

With adjustable beams, racking can be re-configured to accommodate changes in the type of goods stored and wide aisles allow access by all types of truck, making specialised handling equipment unnecessary.

 **Call for more info**

Cost effective and versatile

Features check list

Space utilisation of floor area	★★★★
Utilisation of cubic storage space	★★★★
Access to individual pallet loads	★★★★★
Speed of access & throughput	★★★★
Efficiency in stock rotation	★★★★
Efficiency in stock control	★★★★★
Specialised handling equipment	None required
Ease of re-location	★★★★★
Ease & speed of installation	★★★★★
Adjustability of beam positions	★★★★★





Narrow Aisle Pallet Racking

By allowing fork lift trucks to operate in aisles of up to half the width required in conventional adjustable beam pallet racking.

Narrow aisle racking makes excellent use of floor space and maximizes the height at which goods can be stacked. Using specialised lift trucks in either 'man-down' or 'man-up' variants, narrow aisle racking is precision designed for safe, efficient load handling within the tight confines of these space-efficient aisles.

Features check list

Space utilisation of floor area	★★★★★
Utilisation of cubic storage space	★★★★★
Access to individual pallet loads	★★★★★
Speed of access & throughput	★★★★★
Efficiency in stock rotation	★★★★★
Efficiency in stock control	★★★★★
Specialised handling equipment	Dedicated trucks
Ease of re-location	★★★★
Ease & speed of installation	★★★★
Adjustability of beam positions	★★★★

Makes excellent use of floor space

Call for more info



Double-Deep Pallet Racking

A variant on standard adjustable beam racking, Double-deep pallet racking, as the name implies, allows pallets to be stored two deep but still accessible from the same aisle.

By reducing the number of access aisles and using the space saved to accommodate additional racking, a double-deep configuration provides a highly space efficient storage system.

Features check list

Space utilisation of floor area	★★★★★
Utilisation of cubic storage space	★★★★★
Access to individual pallet loads	★★★★★
Speed of access & throughput	★★★★★
Efficiency in stock rotation	★★★★★
Efficiency in stock control	★★★★
Specialised handling equipment	Required
Ease of re-location	★★★★
Ease & speed of installation	★★★★★
Adjustability of beam positions	★★★★★



PALLET RACKING & WAREHOUSING



Push-Back Pallet Racking

Push-back racking is amongst the most space and time efficient pallet storage systems available.

Pallets are loaded in sequence onto wheeled carts or rollers and are pushed back along inclined beds. Pallets can be stored up to 6 deep and when a load is retrieved the remaining pallets roll forward into position at the picking face. Selectivity is "First in, Last out" and with each product having a dedicated lane, dynamic push back racking is particularly useful in marshalling areas and for bulk storage and handling.

Features check list

Space utilisation of floor area	★★★★★
Utilisation of cubic storage space	★★★★★
Access to individual pallet loads	★★★★
Speed of access & throughput	★★★★★
Efficiency in stock rotation	★★★★★
Efficiency in stock control	★★★★
Specialised handling equipment	None required
Ease of re-location	★
Ease & speed of installation	★★
Adjustability of beam positions	Not required

Space and time efficient pallet storage





Features check list

Space utilisation of floor area	★★★★★
Utilisation of cubic storage space	★★★★★
Access to individual pallet loads	★
Speed of access & throughput	★★
Efficiency in stock rotation	★★
Efficiency in stock control	★★★
Specialised handling equipment	None required
Ease of re-location	★★★
Ease & speed of installation	★★★
Adjustability of beam positions	★

Drive-In Pallet Racking

Using minimal space for access aisles and lanes, Drive-in racking provides a high-density and very space-efficient bulk storage system.

With the first pallet into a lane being the last out, stock selectivity is restricted, but when loads are delivered and dispatched in batches, this is not a difficulty. Pallets are stored on runners in the depth of the racking and trucks enter to deposit or retrieve loads.

High-density, space-efficient storage system



Inclined gravity rollers which are set at a fixed gradient

Provides automatic stock rotation

Pallet Live Pallet Racking

Pallets are loaded onto dedicated lanes of inclined gravity rollers which are set at a fixed gradient. When a load is taken from the picking face, the next pallet rolls onto position, with replenishment stock loaded at the opposite upper end of the lane.

Working on a first in, first out basis dynamic live storage racking provides extremely high levels of density in a given area, and provides automatic stock rotation, with the minimum of fork lift truck movements required to handle the flow of goods.

Features check list

Space utilisation of floor area	★★★★★
Utilisation of cubic storage space	★★★★★
Access to individual pallet loads	★★★★
Speed of access & throughput	★★★★★
Efficiency in stock rotation	★★★★★
Efficiency in stock control	★★★★★
Specialised handling equipment	None required
Ease of re-location	★
Ease & speed of installation	★
Adjustability of beam positions	Not required



Call for more info

Mobile Pallet Racking

Pallet Racking can be easily configured for space-saving mobile storage. With the racking mounted on mobile chassis which move along guide tracks set into the floor, the floor space for only one 'moving' operating aisle is required to access all pallet locations.

Operation is simple with chassis moving in a cascade sequence until the selected aisle is opened, all from a single push of a button. The system application is powered by efficient, industry standard, electric motors for maximum reliability.

Features check list

Space utilisation of floor area	★★★★★
Utilisation of cubic storage space	★★★★★
Access to individual pallet loads	★★★★★
Speed of access & throughput	★★★★★
Efficiency in stock rotation	★★★★★
Efficiency in stock control	★★★★★
Specialised handling equipment	None required
Ease of re-location	★★★★
Ease & speed of installation	★★★★
Adjustability of beam positions	★★★★



Shuttle Pallet Racking

Shuttle storage is an alternative to Drive-In, Push Back or Pallet Live racking systems. These systems, though efficient, are limited by the length of the storage lane that can be practically achieved.

The Shuttle storage system overcomes this by storing pallets within a system that can operate to greater depths. The racking features guide/support rails which run the depth of the rack structure on which an automated shuttle travels. Pallets are loaded onto a shuttle at the front of the lane, which transports the pallet down to the other end. The shuttle movements are sent via the radio remote controller allowing the forklift truck and driver to be released to other tasks while the shuttle operates. The shuttle is easily moved between lanes by a standard fork lift truck.

Features check list

Space utilisation of floor area	★★★★★
Utilisation of cubic storage space	★★★★★
Access to individual pallet loads	★★★★★
Speed of access & throughput	★★★★★
Efficiency in stock rotation	★★★★★
Efficiency in stock control	★★★★★
Specialised handling equipment	None required
Ease of re-location	★★★★★
Ease & speed of installation	★★★★★



NEW



High-density, space-efficient storage system



Design to your exact requirements

Mezzanine Floors

The wide range of sizes, floor types, accessories and construction materials mean the mezzanine can be designed to meet the exact customer requirements.

- A mezzanine floor is basically a raised structural steel platform independent of your main building structure, supported by steel columns. It creates invaluable extra floor area from wasted air space above your existing work and storage areas, economically increasing the amount of space available to you. Mezzanine floors enable the working height of a building to be utilised to its full potential, by doubling or tripling the floor area

They can be designed to accommodate:

- Offices
- Production equipment
- Storage areas
- Retail sales space

It can use wood or steel decking, be finished in special colours, and can be totally encased. Basically, you specify the design of the new floor space to suit your own business needs.

Beating the upheaval, downtime and expense of rebuilding or relocating your premises, a mezzanine floor allows you to get the best use - and the most return - from the total volume of your premises.



Cantilever Racking

Cantilever racking is the perfect solution for the safe and organised storage of long goods and bulky parts, due to the lack of front uprights.

The robust design of the cantilever racking provides reliable storage solutions for heavy applications, in warehouse, industrial, retail or external applications. Cantilever racking enables users to minimise stock selection times and easily maintain stock levels by using the upper storage levels for stock, it also maintains the quality of the high value product by raising it off of the floor, keeping it clean and protecting it from damage.

Available in heights of over 7 metres with arm lengths of up to 2 metres, our cantilever racks are manufactured from structural steel to suit your exact storage requirements. Columns are punched at 76mm increments on both sides as standard, allowing use as single-sided and double-sided racks. Arms are manufactured with a 2° angle to ensure items such as tubes do not roll off during loading and unloading and are easily adjusted to accommodate product size changes.

Standard finish is a high quality powder coating for internal use or hot dipped galvanised for external applications.

A

Aisle Markers.....	64-65
Adjustable Pallet Racking.....	60-61
Angle.....	40
Archive Shelving Bays.....	31
Automotive Solutions.....	52

B

Back of Rack Safety Netting.....	64
Barrier Kits.....	62
Baskets.....	42
Benches.....	16
Binning Units.....	44

C

Cabinets - Key.....	17
Cabinets - Tool.....	25
Cantilever Racking.....	69
Carton Versi Flow.....	63
Castors.....	32, 40-41
Clips.....	41
Computer Workstations.....	27
Connector Plates.....	34
Containers.....	38
Cupboards.....	22-24, 36-37
Cupboards - Double & Half Height.....	37
Cupboards - Hazardous Substance.....	24
Cupboards - Large Volume.....	23
Cupboards - Slimline.....	23
Cupboards - Standard & Security.....	22
Cupboard Stands.....	24

D

Decking - Easyshelf Wire.....	63
Divider for Size 6 Bins.....	36

E

Easyshelf Wire Decking.....	63
Euro Accessories.....	51

F

Free Standing Island Units.....	15
Free Standing Bench.....	16
Free Standing Maxi Kit.....	39
Free Standing Midi Kit.....	39
Free Standing Racks.....	39

G

Galvanised Shelving Standard & Heavy Duty.....	30
Garment Dispensers & Collectors.....	9
Garment Hanging.....	57

H

Hammer.....	41
Hazardous Substances Cupboard.....	24
Hazardous Substances Storage Bins.....	24
Heavy Duty Tension Plate.....	40
HTM71 Healthcare Storage Modules.....	42

I

Identification & Labelling.....	64-65
Industrial Workstations.....	26
Installation Services.....	21

J

Jig.....	41
Just Garment Hanging.....	57
Just Lever Arch File Bays.....	31
Just Shelving - Heavy Duty.....	34
Just Shelving - Standard.....	33
Just Work Benches.....	29
Just Workstations.....	28

K

Kanban Units.....	35
Key Cabinets.....	17

L

Label Holders.....	64
Label Tiles.....	64
Location Labels.....	64
Lockers.....	4-23
Locker Accessories.....	16-17
Lockers - Clean & Dirty.....	8
Lockers - Cube.....	7
Lockers - Half & Three Quarter Height.....	6
Lockers - Heavy Duty.....	11
Lockers - In Charge.....	12-13
Lockers - Laminate & Wet Area.....	14, 20
Lockers - Medium Duty.....	11
Lockers - Person Item.....	8
Lockers - Plastic.....	19
Lockers - Police.....	10
Lockers - Quarto.....	7
Lockers - Solid Grade Laminate.....	14
Lockers - Standard.....	4-5
Lockers - Two Person.....	8
Lockers - Uniform.....	8-9
Lockers - Utility.....	8
Lockers - Vision Panel.....	7
Lockers - Wire Mesh.....	18
Lockers - Wooden Door.....	15
Locker Stands & Seats.....	17
Longspan Garment Racking.....	57
Louvred Panel Cupboards.....	36-37
Louvre Panel Storage.....	38-39

M

Mezzanine Floors.....	69
Mobile Shelving.....	54-56
Mobile Trolley.....	39

N

Netting.....	64
Nuts & Bolts.....	40

P

Pallet Nets.....	64
Pallet Racking - Accessories.....	62, 65
Pallet Racking - Double-Deep.....	67
Pallet Racking - Drive In.....	68
Pallet Racking - Mobile.....	68
Pallet Racking - Narrow Aisle.....	67
Pallet Racking - Pallet Live.....	68
Pallet Racking - Push Back.....	67
Pallet Racking - Shuttle.....	69
Pallet Racking - Wide Aisle.....	66

R

Racking.....	58-69
Racking - Accessories.....	62
Racking - Adjustable Pallet.....	60-61
Racking - Cantilever.....	69
Rack End Protection.....	62
Rack Guardian Anti-Collapse.....	63
Retail Trolleys.....	43
Retainer Clip.....	38

S

Shelving.....	30-35, 42-57
Shelving - Archiving.....	31
Shelving - Euro.....	50-51
Shelving - Galvanised.....	30
Shelving - Healthcare.....	42
Shelving - Longspan.....	58-59
Shelving - Mobile.....	54-56
Shelving - Projects.....	53
Shelving - Stormor.....	42-49
Shelving - Wire.....	32
Sign Holders.....	65
Slimline Key Cabinets.....	17
Sloping Tops.....	16
Slotted Angle.....	40
Slotted Strip.....	40
Small Parts Storage.....	36-39
Stock Replenishment Trolley.....	43
Storage Cupboards.....	25
Spigots - Wire & Welded.....	38
SWL Labels.....	64

T

Tension Plate.....	40
Tie Bars.....	38
Tool Cabinets.....	25
Trackless Mobile.....	54
Trolleys - Retail.....	43
Tube - Connecting Joints.....	41
Tube - Plain & Perforated.....	41
Tube - Single Finned.....	41
Tube - Square.....	41

U

Upright Protector Channel Kit.....	62
Upright Protectors.....	62

W

Wall Mounting Bin Kit.....	39
Warehouse Identification.....	64-65
Warehouse Safety Netting.....	64
Wheels.....	41
Wide Aisle Pallet Racking.....	66
Work Benches.....	29
Workstations.....	26-28
Workstations - Industrial.....	26
Workstations - Computer.....	27

1. Definition and Interpretation

1.1. In these Conditions:

- “BUYER” means the individual company or organisation whose Order for the Goods is accepted by the Seller
- “GOODS” means the goods (including any installation of the goods or any parts for them) which the Seller is to supply in accordance with these Conditions.
- “SELLER” means the Company named on the cover of the publication
- “CONDITIONS” means the standard terms and conditions of sale set out in this document and (unless the context otherwise requires) includes any special terms and conditions agreed in writing between the Buyer and the Seller
- “CONTRACT” means the contract for the purchase and sale of the Goods
- “WRITING” includes telex, cable, facsimile transmission and comparable means of communication.
- “SUPPLIER” means a manufacturer or an authorised individual having supplied any of the Goods specified in the Catalogue, and who owns or is authorised to use the Intellectual Property Rights in the Goods.
- “INTELLECTUAL PROPERTY RIGHTS” means copyrights, letters, patents, know how, inventions, utility models, registered and unregistered designs, trade and service marks, trade names, logos, patent applications, rights in the nature of copyrights and all other similar rights arising from the Materials and Products.
- “CATALOGUE” means this publication
- “ORDER” means any order placed with the Seller by the Buyer.

1.2 Any reference in these Conditions to any provision of a statute shall be construed as a reference to that provision as amended, re-enacted or extended at the Relevant time.

1.3 The headings in these Conditions are for convenience only and shall not affect their interpretation.

2. Basis of the Sale

- 2.1 The Seller shall sell and the Buyer shall purchase the Goods in accordance with the description and prices set out in the Catalogue of the Seller or any written order of the Buyer which is accepted by the Seller, subject in either case to these Conditions, which shall govern the Contract to the exclusion of any other terms and conditions subject to which any such order is made or purported to be made, by the Buyer.
- 2.2 The Seller's employees or agents are not authorised to make any variations to these Conditions or any representations concerning the Goods unless confirmed by the Seller in Writing. In entering into the Contract the Buyer acknowledges that it does not rely on, and waives any claim for breach of, any such representations which are not so confirmed.
- 2.3 Any advice or recommendation given by the Seller or its employees or agents to the Buyer or its employees or agents as to the storage, application or use of the Goods which is not confirmed in Writing by the Seller is followed or acted upon entirely at the Buyer's own risk, and accordingly the Seller shall not be liable for any such advice or recommendation which is not so confirmed.
- 2.5 Any typographical, clerical, or other error or omission in the Catalogue shall be subject to correction without any liability on the part of the Seller.

3. Orders and Specifications

- 3.1 No Order submitted by the Buyer shall be deemed to be accepted by the Seller unless and until confirmed in Writing by the Seller's authorised representative.
- 3.2 The Buyer shall be responsible to the Seller for ensuring the accuracy of the terms of any Order (including any applicable specification) submitted by the Buyer, and for giving the Seller any necessary information relating to the Goods within a sufficient time to enable the Seller to perform the Contract in accordance with its terms.
- 3.3 The quantity, quality and description of and any specification for the Goods shall be those set out in the Seller's Catalogue.
- 3.4 The Seller reserves the right to make any changes in the specification of the Goods which are required to conform with any applicable statutory or EC requirements or, where the Goods are to be supplied to the Seller's specification, which do not materially affect their quality or performance.
- 3.5 All illustrations dimensions weights and capacities are approximate only. Although a number of products in the Catalogue are of standard design the seller reserves the right to incorporate changes without notice.
- 3.6 The Buyer shall be deemed to have accepted all Goods upon the delivery of the goods by the Seller to the address specified in the Order.

3.7 No Order which has been accepted by the Seller may be cancelled by the Buyer except with the agreement in Writing of the Seller and on terms that the Buyer shall indemnify the Seller in full against all loss (including loss of profit), costs (including the cost of all labour and materials used), damages, charges and expenses incurred by the Seller as a result of cancellation.

4. Price of the Goods

- 4.1 The price of the Goods shall be the price listed in the Seller's current catalogue at the date of acceptance of the Order.
- 4.2 The Seller reserves the right, by giving notice to the Buyer, at any time before delivery, to increase the price of the Goods to reflect any increase in the cost to the Seller which is due to any factor beyond the control of the Seller including without limitation the costs passed on from the manufacturer, or any change in delivery dates. The Buyer then has the right to cancel the Order within 7 days of that notice.
- 4.3 Except as otherwise stated all prices quoted in the Catalogue are on an ex works basis and do not include VAT, packaging or delivery which shall be payable in addition.

5. Terms of Payment

- 5.1 The Buyer, if agreed in writing by the Seller, shall open an account with the Seller to use the Seller's account facilities. The Buyer shall open this account if the Buyer's bank details and the two trade references provided by the Buyer are approved by the Seller.
- 5.2 Subject to any special terms agreed in Writing between the Buyer and the Seller, the Seller shall invoice the Buyer for the price of the Goods on or at any time after delivery of the Goods and the Buyer shall pay all sums due under the Contract to the Seller within 30 days from the date of the Seller's invoice.
- 5.3 If the Buyer fails to make any payment on the due date then, without prejudice to any other right or remedy available to the Seller, the Seller shall be entitled to:
- 5.3.1 cancel the Contract or suspend any further deliveries to the Buyer;
- 5.3.2 charge the Buyer interest (both before and after any judgement) on the amount unpaid, at the rate of 3 per cent per annum above National Westminster Bank PLC base rate from time to time accruing from day to day, until payment in full is made.

6. Delivery

- 6.1 Delivery will be made to the address specified in the Order.
- 6.2 Any dates quoted for delivery of the Goods are approximate only and the Seller shall not be liable for any delay in delivery of the Goods howsoever caused. Time for delivery shall not be of the essence.
- 6.3 Where the Goods are to be delivered in installments, each delivery shall constitute a separate contract and failure by the Seller to deliver any one or more of the installments in accordance with these Conditions or any claim by the Buyer in respect of any one or more installments shall not entitle the Buyer to treat the Contract as a whole as repudiated.
- 6.4 If the Seller fails to deliver the Goods for any reason other than any cause beyond the Seller's reasonable control or the Buyer's fault, and the Seller is accordingly liable to the Buyer, the Seller's liability shall be limited to the Contract price of the Goods.
- 6.5 Notification of damage or incomplete delivery must be made in writing to the carrier within 3 days of delivery and to the Seller immediately. All goods must be examined upon receipt and any damage or discrepancy noted on any claim unless this procedure is followed.

7. Risk and Property

- 7.1 Title to the Goods shall not pass to the Buyer until the Buyer has paid the full price due under the Contract in cash or cleared funds to the Seller and all other amounts outstanding to the Seller, but, even though the title has not passed, the Seller shall be entitled to sue for their price once this payment has become due.
- 7.2 Until such time as the property in the Goods passes to the Buyer (and provided the Goods are still in existence and have not been resold), the Seller shall be entitled at any time to require the Buyer to deliver up the Goods to the Seller and, if the Buyer fails to do so forthwith, to enter upon any premises of the Buyer or any third party where the Goods are stored and repossess the Goods.
- 7.3 If the Buyer incorporates the Goods into other equipment or products (“the New Goods”) provided that the Goods remain a readily identifiable and removable part of the New Goods the provisions of clause 7.2 and 7.3 shall apply.
- 7.4 Risk in the Goods shall pass to the Buyer upon delivery.
- 7.5 The Buyer shall not be entitled to pledge or in any way charge by way of security for any indebtedness any of the Goods which remain the

property of the Seller, but if the Buyer does so all monies owing by the Buyer to the Seller shall (without prejudice to any other rights or remedy of the Seller) forthwith become due and payable.

8. Intellectual Property

The Seller does not own the Intellectual Property Rights in the Goods. Nothing in the Contract shall effect or transfer ownership of the Intellectual Property Rights in the Goods to the Seller or Buyer.

9. Warranties and Liability

- 9.1 Subject to the conditions set out below the Seller warrants that the Goods will correspond with the specification in the Catalogue at the time of delivery and will be free from defects in material and workmanship for a period of 6 months from the date of delivery, whichever is the first to expire.
- 9.2 The above warranty is given by the Seller subject to the following conditions:
- 9.2.1 it is established by the Seller that some part of the material used in manufacture was defective;
- 9.2.2 the Goods have been returned carried paid to the Seller; and
- 9.2.3 the Goods have not been subjected to abuse or misuse of any kind.
- 9.2.4 The Seller shall be under no liability in respect of any defect arising from fair wear and tear, wilful damage, negligence, abnormal working conditions, failure to follow the Seller's instructions (whether oral or in writing), misuse or alteration or repair of the Goods without the Seller's approval; and
- 9.2.5 The Seller shall be under no liability under the above warranty (or any other warranty, condition or guarantee) if the total price for the Goods has not been paid by the due date for payment.

9.3 Subject as expressly provided in these Conditions, and except where the Goods are sold to a person dealing as a consumer (within the meaning of the Unfair Contract Terms Act 1977), all warranties, conditions or other terms implied by statute or common law are excluded to the fullest extent permitted by law.

9.4 Any claim by the buyer which is based on any defect in the quality or condition of the Goods or their failure to correspond with specification shall (whether or not delivery is refused by the Buyer) be notified to the Seller pursuant to clause 6.5 or (where the defect or failure was not apparent on reasonable inspection) within 7 days after discovery of the defect or failure. If delivery is not refused, and the Buyer does not notify the Seller accordingly, the Buyer shall not be entitled to reject the Goods and the Seller shall have no liability for such defect or failure, and the Buyer shall be bound to pay the price as if the Goods had been delivered in accordance with the Contract.

9.5 Where any valid claim in respect of any of the Goods which is based on any defect in the quality or condition of the Goods or their failure to meet specification is notified to the Seller in accordance with these Conditions, the Seller shall be entitled to replace the Goods (or the part in question) free of charge or, at the Seller's sole discretion, refund to the Buyer the price of the Goods (or a proportionate part of the price), but the Seller shall have no further liability to the Buyer.

9.6 Except in respect of death or personal injury caused by the Seller's negligence, the Seller shall not be liable to the Buyer by reason of any representation, or any implied warranty, condition or other term, or any duty at common law, or under the express terms of the Contract, for any loss of anticipated profits, damage to the Buyer's reputation or goodwill, loss of expected future business, damages, costs or expenses payable by the Buyer to any third party or any other indirect or consequential loss (and whether caused by the negligence of the Seller, its employees or agents or otherwise) which arise out of or in connection with the supply of the Goods or their use or resale by the Buyer, except as expressly provided in these Conditions.

10. Indemnity

- 10.1 If any claim is made against the Buyer that the goods infringe or that their use or resale infringes the patent, copyright, design, trade mark or other industrial or Intellectual Property Rights of any other person, the Seller shall indemnify the Buyer against all loss, damages, costs and expenses awarded against or incurred by the Buyer in connection with the claim, or paid or agreed to be paid by the buyer in settlement of the claim, provided that:
- 10.1.1 the Buyer shall immediately inform the Seller of all such claims;
- 10.1.2 the Seller is given full control of any proceedings or negotiations in connection with any such claim;
- 10.1.3 the Buyer shall give the Seller all reasonable assistance for the purposes of any such proceedings or negotiations;
- 10.1.4 except pursuant to a final award, the Buyer shall not pay or accept any such claim,

or compromise any such proceedings without the consent of the Seller (which shall not be unreasonably withheld);

10.1.5 The Buyer shall do nothing which would or might vitiate any policy of insurance or insurance cover which the Buyer may have in relation to such infringement, and this indemnity shall not apply to the extent that the Buyer recovers any sums under any such policy or cover (which the Buyer shall use its best endeavours to do);

10.1.6 The Seller shall be entitled to the benefit of, and the Buyer shall accordingly account to the Seller for, all damages and costs (if any) awarded in favour of the buyer which are payable by, or agreed with the consent of the Buyer (which consent shall not be unreasonably withheld) to be paid by, any other party in respect of any such claim; and 10.1.7 without prejudice to any duty of the Buyer at common law, the Seller shall be entitled to require the Buyer to take such steps as the Seller may reasonably require to mitigate or reduce any such loss, damages, costs or expenses for which the Seller is liable to indemnify the Buyer under this clause.

11. Force Majeure

- 11.1 The Seller shall not be under any liability for any failure to perform any of its obligations due to Force Majeure. Following notification by the Seller to the Buyer of such course, the Seller shall be allowed a reasonable extension of time for the performance of its obligations.
- 11.2 For the purposes of this Condition, Force Majeure means fire, explosion, flood, lightning, Act of God, act of terrorism, war, rebellion, riot, sabotage, or official strike or similar official labour dispute, or events or circumstances outside the reasonable control of the party affected hereby.
- 11.3 If notwithstanding the foregoing liability attaches to the Seller then the amount recoverable by the Buyer or any person claiming through the Buyer in respect of any and all breaches by the Seller shall be limited to the reasonable cost of remedying the defect or other matter constituting such breach (and the Seller shall first be afforded the opportunity of carrying out the remedial work at its own cost) and in no circumstances whatsoever shall the Seller's liability to the Buyer exceed the value of the defective goods in question.

12. Insolvency of Buyer

- 12.1 This clause applies if:
- 12.1.1 the Buyer makes any voluntary arrangement with its creditors or becomes subject to an administration order or (being an individual or firm) becomes bankrupt or (being a company) goes into liquidation (otherwise than for the purposes of amalgamation or reconstruction); or 12.1.2 an encumbrancer takes possession, or a receiver is appointed, of any of the property or assets of the Buyer; or 12.1.3 the Buyer ceases, or threatens to cease, to carry on business; or 12.1.4 the Seller reasonably apprehends that any of the events mentioned above is about to occur in relation to the Buyer and notifies the Buyer accordingly.

12.2 If this clause applies then, without prejudice to any other right or remedy available to the Seller, the Seller shall be entitled to cancel the Contract or suspend any further deliveries under the Contract without any liability to the Buyer, and if the Goods have been delivered but not paid for the price shall become immediately due and payable notwithstanding any previous agreement or

13. Return of Goods

The Return of Goods shall not be accepted unless agreed in writing with the Seller.

14. General

- 14.1 Any notice required or permitted to be given by either party to the other under these Conditions shall be in Writing addressed to that other party at its registered office or principal place of business or such other address as may at the relevant time have been notified pursuant to this provision to the party giving the notice. Any such notice shall be deemed to be served:
- 14.1.1 if sent by pre-paid first class post to the party to whom it is given, on the third day after posting;
- 14.1.2 if sent by pre-paid facsimile transmission to the recipients facsimile number, on transmission.
- 14.2 No waiver by the Seller of any breach of the Contract by the Buyer shall be considered as a waiver of any subsequent breach of the same or any other provision.
- 14.3 If any provision of these Conditions is held by any competent authority to be invalid or unenforceable in whole or in part the validity of the other provisions of these Conditions and the remainder of the provision in question shall not be affected thereby.
- 14.4 The Contract shall be governed by the laws of England.



Storage Designs

5 Winchester Drive, Muxton, Telford,
Shropshire TF2 8SJ

Tel: 01952 877 534

Email: sales@storagedesignstelford.co.uk

Web: www.storagedesignstelford.co.uk